

A World Leading Economic, Innovative and Sustainable Region

Paris Region accounts for **18.3%** of the French population (**12.2 million**) and **31.2%** of the national wealth (GDP: **€734B**), while it respectively accounts for **2.7%** and **5.4%** of European Union's population and GDP.

Paris Region in the European Union as of 01.03.2021

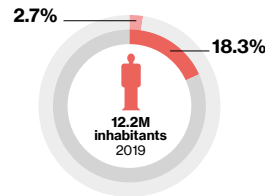


*UK has left the EU28 from 01.31.2020

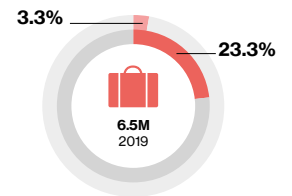
Paris Region is part of:
 - The European Union
 - The Schengen area
 - The Eurozone

Paris Region vs. France & Europe

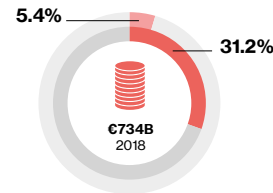
Population



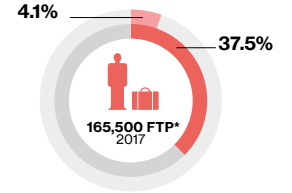
Jobs



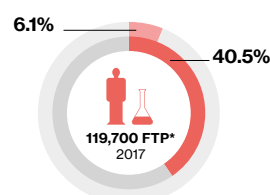
GDP



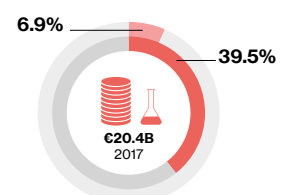
R&D workforce



R&D researchers



R&D expenditure



Paris Region / UE Paris Region / France

* Full Time Equivalent
 Insee, Eurostat, Ministry of Education, Higher Education and Research

An International Region

1.7 million foreigners live in the Region, making up **14.2%** of the population 2017

7,500 foreign PhD students 2019-2020

16,678 foreign sites
620,000 jobs,
1 out of 6 jobs in Paris Region is in a foreign company (**16.7%**)
 INSEE 2020, data 2013 and 2015




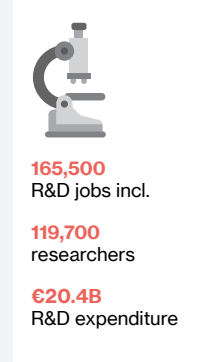


336 foreign companies
8,752 jobs created by foreign companies 2020

96,400 foreign students in higher education, including **80,700** in Paris Region's public universities 2019-20

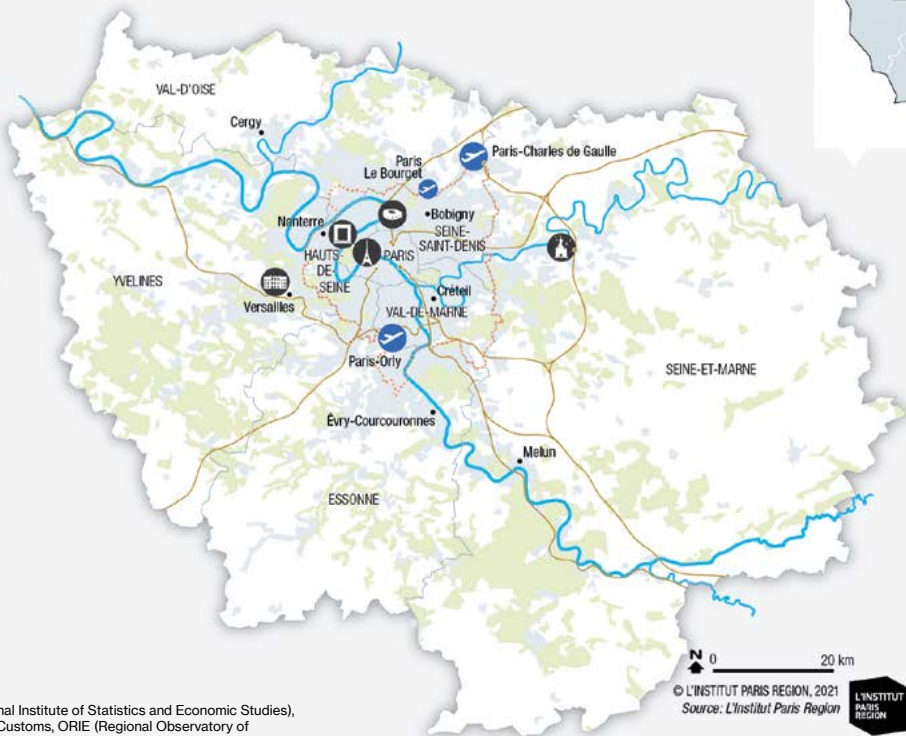
5,800 foreign researchers 2019

22.2 million foreign visitors 2019

Paris Region in Figures



- Eiffel Tower
- Château de Versailles
- La Défense
- Stade de France
- Disneyland Paris
- Prefecture
- Greater Paris Metropolis
- County border
- International airport
- High-speed rail network
- High-speed train station (TGV)
- Built-up area
- Wooded area
- Other areas
- The Seine and its tributaries



CRT Paris Île-de-France, Insee (National Institute of Statistics and Economic Studies), European Startups, Eurostat, French Customs, ORIE (Regional Observatory of Commercial Real Estate in Paris Region), Ministry of Education, Higher Education and Research, Paris Aéroports, SNCF (National Railways of France).
Data: latest year available.

Paris Region's Position in International Rankings

Paris Region is one of the most attractive regions in the world according to different rankings on attractiveness, companies, foreign direct investments, talents, real estate, cost and quality of life... Recent international studies have put the Region within the top metropolises in the world in terms of Human Capital and Talent, Economic activity, Attractiveness, Quality of Life, Cultural experience, Information exchange, R&D and innovation, Tourism...



© Unsplash

Global Attractiveness

Global Cities Index 2019-20 on economic performances

Paris's consistent performance in information exchange (leader in the ranking), cultural experience, and political engagement ensured the city's solid hold on the number 3 position in 2020.

	2019	2020
New York	1	1
London	2	2
Paris	3	3
Tokyo	4	4
Beijing	9	5
Hong Kong	5	6
Los Angeles	7	7
Chicago	8	8
Singapore	6	9
Washington DC	10	10

A.T. Kearney

Global Cities Outlook 2019-20 on the potential of a city to attract and retain global capital, people, and ideas in coming years

	2019	2020
London	1	1
Toronto	11	2
Singapore	2	3
Tokyo	6	4
Paris	5	5
Munich	8	6
Abu Dabhi	20	7
Stockholm	10	8
Amsterdam	4	9
Dublin	9	10

A.T. Kearney

Global Power City Index 2019-20

World's most attractive cities according to their comprehensive power to attract people, capital, and enterprises from around the world.

	2019	2020
London	1	1
New York	2	2
Tokyo	3	3
Paris	4	4
Singapore	5	5
Amsterdam	6	6
Berlin	7	6
Seoul	7	8
Hong Kong	9	9
Shanghai	10	10

Mori Memorial's Foundation's Institute for Urban Strategies

Global Cities Index 2019-20

In one year, Paris has moved up from 14th to 5th place in the ranking that identifies cities that combine economic dynamism, excellent universities, forward-thinking environmental policies and excellent transport infrastructure.

	2019	2020
London	2	1
San Francisco	6	2
Boston	4	3
Paris	14	4
New York	9	5
Hong Kong	3	6
Toronto	16	7
San Jose	10	8
Seattle	5	9
Melbourne	12	10

Schroders

Foreign Direct Investments

Paris Region is Once More a Top Global Region for International Investments.

In 2020 investors' perceptions rank Paris **N°2** among the cities that will see their attractiveness increase the most in the next three years.

- Paris was comforted in the **top 3** most attractive global cities.
- Among the reasons quoted by investors to support their analysis, political stability, legal security, infrastructure and the concentration of talents come on top.

- Quality of life, quality of education and start-up ecosystem also make Paris as a prime destination for innovation.
- Paris Region benefits from an outstanding brand associated with a remarkably stable and favorable image.

KPMG – Paris Ile-de-France Capitale Economique, Choose Paris Region

Global Cities Investment Monitor 2020

International Investors' Perceptions of Future Attractiveness

- #1 London
- #2 New York
- #3 Paris**

KPMG – Paris Ile-de-France Capitale Economique, Choose Paris Region

fDi European Regions of the Future 2020-21

#1

Paris Region, European Region of the Future

Cost & Quality of Life

Cost of Living Survey 2020

Paris, ranked at the **50th** position, is cheaper than these European cities:

- #4 Zurich
- #8 Bern
- #9 Geneva
- #12 London
- #21 Moscow
- #25 Copenhagen
- #46 Dublin
- #47 Milan

Mercer 2020

Cost of Living, Le Coût de l'Expat

Paris is

- 19%-22% cheaper than Geneva, Zurich, London, New York, San Francisco
- Equivalent to Amsterdam, Los Angeles, Munich, Shanghai

Le coût de l'Expat, 25/03/2021

Cost of Living, ECA International

- Hong Kong, Tokyo, New York, Geneva, Zurich and London are the most expensive cities in the world
- Eurozone locations such as **Paris (29th)**, Dublin (37th), Helsinki (44th) and Munich (48th) are cheaper

ECA International, 2020

Quality of Living Survey 2019

The quality of life in Paris is very appreciated and ranked **39th** (out of 231 cities) ahead of many global cities such as:

- #40 Milan
- #41 London
- #43 Barcelona
- #44 New York
- #46 Madrid
- #55 Tokyo
- #56 Rome

Mercer 2019

Talents

Global Talent Competitiveness Index 2020

- #1 New York
- #2 London
- #3 Singapore
- #4 San Francisco
- #5 Boston
- #6 Hong Kong
- **#7 Paris**
- #8 Tokyo
- #9 Los Angeles
- #10 Munich

INSEAD, Adecco, Google, 2020

Financial Times Education Rankings 2020-21

HEC Paris #1

- Best executive MBA program
- Best European business school

INSEAD

- Best global MBA in the world

Tourism and Meetings

2019 Mastercard's Global Destination Cities Index

Total international overnight visitors by city

- #1 Bangkok 22.78 M
- **#2 Paris 19.10 M**
- #3 London 19.09 M
- #4 Dubai 15.93 M
- #5 Singapore 14.67 M

Mastercard

2019 ICCA Meetings organized in the World

Paris, #1 world destination for congresses

- #2 Vienna
- #3 Barcelona
- #4 Berlin
- #5 Madrid

ICCA, International Congress and Convention Association

Real Estate

2020 Attractiveness of Global Business Districts Report

Paris, La Défense, **4th** largest business district in the world

- #1 London, The City
- #2 New York, Midtown
- #3 Tokyo, Marunouchi
- **#4 Paris, La Défense**
- #5 London, Canary Wharf
- #6 New York, Financial District
- #7 Beijing, CBD
- #8 Seoul, Gangnam
- #9 Singapore, Downtown Core
- #10 Chicago, The Loop

EY-ULI Index

Global Property Handbook 2020

Paris became the preferred city for international clients to invest in real estate

- **#1 Paris**
- #2 New York
- #3 Tokyo
- #4 Los Angeles
- #5 Hong Kong

Barnes

Emerging Trends in Real Estate, Europe 2021

Paris, #3 for its overall real estate prospects in 2021.

The Grand Paris project, Europe's largest transport scheme, is widely lauded as a game-changer for the French capital, setting it high on the competition.

"Paris crops up on every investor's wish list, for logistics and residential as well as offices."

Emerging Trends in Real Estate, Europe		
	2020	2021
1	Paris	Berlin
2	Berlin	London
3	Frankfurt	Paris
4	London	Frankfurt
5	Madrid	Amsterdam

PWC

R&D, Tech and Innovation

Global Innovation Index 2020

Paris, Europe's **#1** and the world's **#10** largest science and technology clusters

Cornell University, INSEAD, WIPO, 2020

Innovation Geographies 2020

Paris:

- **#2** most innovative city in Europe
- **#7** in the world behind London (#5), and ahead of New York (#8), Seoul (#10) and Munich (#13).

Paris stands out for its:

- High number of international projects
- High volume of start-ups
- Slightly above-average R&D spending as a percentage of GDP
- Large number of international patents filed
- High level of patenting activity, particularly in the private sector
- Areas of excellence, which include transportation equipment, pharmaceuticals and biotechnology

JLL, 2020

Innovation Cities Top 100 Index 2019

Paris, Europe's **#2** and the world's **#6** best city for innovation

2thinknow, 2019

Startup Blink 2020

Paris Region Innovation: **12th** startup ecosystem in the world

StartupBlink, 2020

Tech Cities of the Future 2020-21

Paris, Europe's **#2** tech city out of 76 cities

- #1 London
- **#2 Paris**
- #3 Dublin
- #4 Amsterdam
- #5 Berlin
- #6 Munich
- #7 Bucharest
- #8 Barcelona
- #9 Belfast
- #10 Cambridge

Criteria: investment opportunities, existence of a skilled workforce, and infrastructure development...

fDI Intelligence and the TNW (The Next Web)