

Europe's Leading Business Region

The highest GDP and most Fortune 500 company headquarters in Europe, a buzzing startup scene and a thriving research community are a few of Paris Region's core assets. Home to 1.1 million businesses and to the widest real estate market in Europe, Paris Region benefits from a highly attractive business environment.



Urban Center Carré Sénart © Techniflight. Multiple Architects

A Dynamic and Fast-Growing Region

Paris Region has by far the largest economy generating **30.7%** of French national wealth and **5.3%** of EU GDP, equivalent to that of the Netherlands, and higher than that of Poland, Belgium, Sweden, or Austria.

Access to over **513 million** European consumers

Europe's highest concentration of Fortune 500 corporations

Paris Region's economic dynamism benefits from its position at the heart of the world's economy.

Paris Region is home to a truly diversified economy with industry leaders, innovative start-ups, and all key stakeholders in between.

GDP
€742 Bn

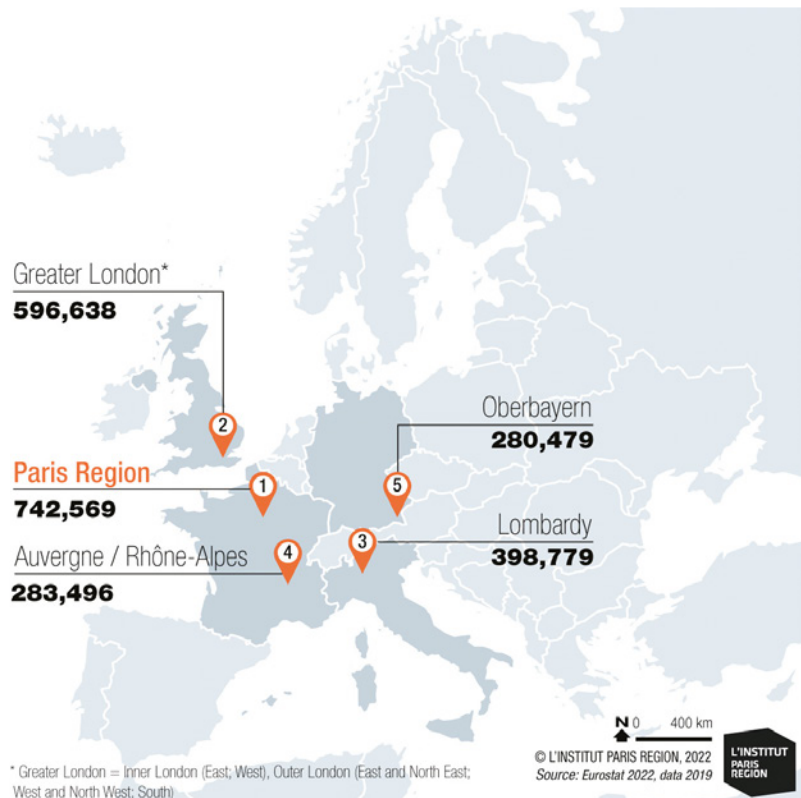
GDP per job
€112,555
INSEE 2021, data 2018

30.7%
of France's GDP

GDP per capita
€59,400
INSEE 12/2021, data 2018

5.3%
of EU27 GDP

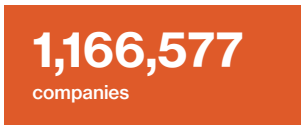
Top 5 European Regions for GDP (million euros in 2019)



A Business Powerhouse

The primary strength of Paris Region's economy is its concentration of jobs, corporate headquarters, small and medium-sized businesses, and start-ups.

All of France's very large companies (> 1,500 employees each) and many foreign companies are located in the Region.



INSEE 2020, data 2018, Commercial activities, excluding agriculture

251,781 companies created in 2020

INSEE, 12/2021, data 2020

1,354,704 sites

INSEE 12/2021, data 2019

Start-ups

Along with the multitude of incentives and support schemes in place to assist businesses, Paris Region is a desirable proposition for European entrepreneurs and tech start-ups.

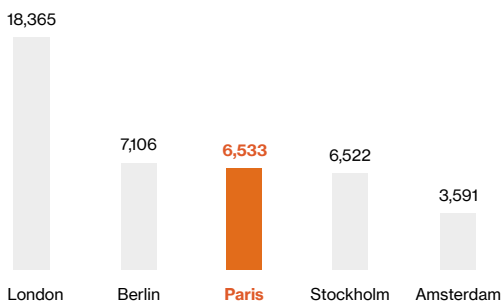


Top 10 cities for start-ups / unicorns

	Startups	Unicorns
London	18,000	75
Paris	8,145	26
Berlin	4,285	27
Amsterdam	2,996	14
Madrid	2,574	5
Barcelona	2,408	5
Dublin	2,208	6
Munich	2,026	12
Helsinki	1,493	3
Frankfurt	548	0

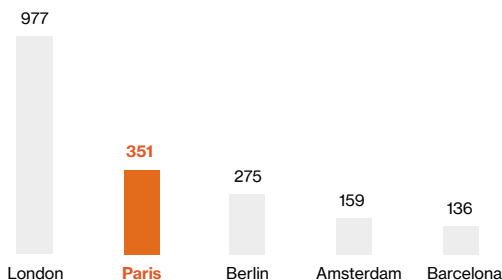
European Startups, 01/2022

Top 5 European hubs by capital invested (\$M), ranking based on 2021 (in US\$)



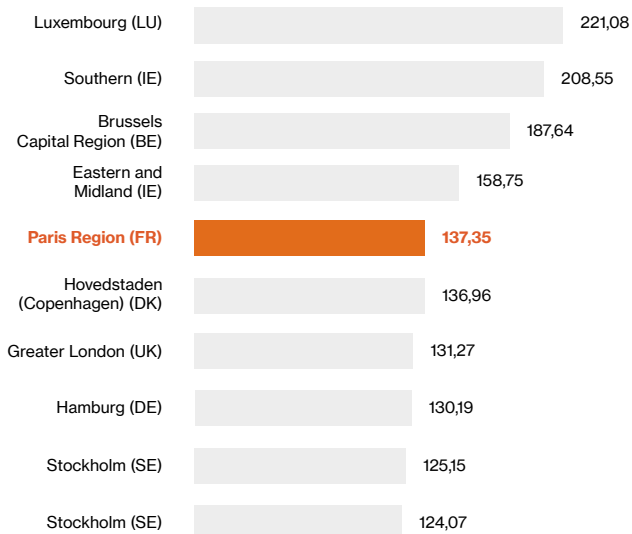
State of European Tech 2021, Atomico

Top 5 European Hubs by Number of Deals in 2021



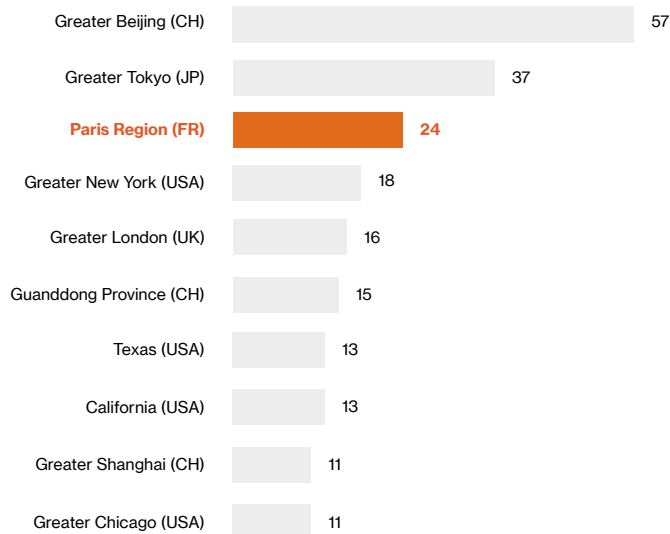
State of European Tech 2021, Atomico

Paris Region, the EU's 5th Leading Region for Labor Productivity



Apparent Labor Productivity - Source: Eurostat GDP in million euros 2018 (NUTS 2) divided by total number employed 15 years old and over (2019), Greater London= Inner + Outer London

Paris Region, Europe's Highest Concentration of Fortune 500 Global Corporate Headquarters



Fortune Magazine, Global 500, July 2021
Ranking by metropolitan regions. Estimates Choose Paris Region

Top 10 Corporate Headquarters in Paris Region - Fortune Global 500		
	Revenue in million dollars	Total workforce
AXA	128,011	96,595
TotalEnergies	119,704	105,476
Crédit Agricole	82,958	73,817
Carrefour	82,211	322,164
BNP Paribas	81,632	193,319
Electricité de France	78,903	161,203
ENGIE	63,525	172,703
Société Générale	52,068	126,391
Christian Dior	50,878	139,409
Vinci	50,270	217,731

Fortune Magazine, Global 500, July 2021

A Strong Expertise in Key Market Areas

In Both Services and Industry

Paris Region's extremely diverse economic landscape caters to all types of businesses, especially those which operate in the Region's most innovative industries.

Renowned worldwide, Paris Region is home to a strong expertise and know-how in both services and industry.

As a world leader in financial services, aerospace and defense, and a pioneer in new mobility, new space, smart city, cleantech and green energy, the Region is also recognized on the world stage for the quality of its research in health and life sciences, and is also a leader in IT, digital transformation, creative industries, logistics, agri-food, cosmetics and many more fields.




Aerospace and Defense

Airbus Group, Dassault Aviation, Safran, Arianespace, European Space Agency, Alcatel-Lucent, Zodiac...



Commerce / Retail

Amazon, Bon Marché Rive Gauche, Carrefour, Cora, FNAC, Galeries Lafayette, H&M, Ikea, Marionnaud, Metro, Printemps, Uniqlo, Zara...



Food Industry / FoodTech

Danone, Finatis, Kraft Foods, Lactalis, Nestlé, Pernod Ricard, Agrana Fruit France, Coca-Cola, Grands Moulins de Paris, William Saurin, ...
Agriconomie, Innovorder, Pazzi, Swile, Wynd, Ynsect...
DNA, Rungis International Market



Automotive, Logistics and Mobility

Renault, Stellantis (PSA-Fiat Chrysler), Continental, Faurecia, Valeo, ...
Air France-KLM Group, DHL, FedEx, GEFECO, Geodis, Groupe La Poste, Haropa Port de Paris, Paris Aéroport, RATP, SNCF, Sogaris, Systra, Transdev...



Creative Industries, Film, TV

Gaumont, MK2, Netflix, Paramount Pictures, Pathé films, Sony Pictures, Twentieth Century Fox, UGC Distribution, Universal Pictures Studio, Walt Disney Pictures, Warner Bros...
Buf, Gameloft, Mac Guff, Mikros Image, Ubisoft...
TF1, France Television, Canal+, Mediawan, Newen, JLA Group, Tetra Media studio...



Business Services

Accenture, Cap Gemini, EY, Gide Loyrette Nouel, KPMG...



Healthcare and Life Sciences

AstraZeneca, Bristol-Myers Squibb, GlaxoSmithKline, Guerbet, Johnson and Johnson, Lilly, Merck, Pfizer, Roche, Sanofi, Novartis...



Fashion, Design, Luxury Goods

Cartier, Chanel, Hermes, Christian Louboutin, Kering (Gucci, Yves Saint-Laurent), LVMH (Louis Vuitton, Christian Dior, Guerlain...), L'Oréal...



IT and Digital Economy

Apple, Altice France, Atos, Cisco, Dassault Systèmes, Free, Fujitsu, Google, Horiba, Huawei, IBM, Meta (Facebook), Microsoft, Motorola, Nokia France, Oracle, Orange, Philips, Safran Electronics and Defense, SAP, Siemens, Sony, Thales, Vivendi, ZTE...



Cleantech, Energy, Smart City

Air Liquide, Areva, EDF, ENGIE, Schneider Electric, Enedis, RTE...
Siemens, Suez, TotalEnergies, Veolia...
Bouygues Energies & Services, Eiffage, GA Smart Building, Vinci...



Financial Services, Insurance


Bank of America, Barclays, BNP Paribas, BPCE Group, CityBank, CM-CIC Group, Crédit Agricole, European Bank Authority, Euronext Paris, JP Morgan, HSBC, La Banque Postale, Morgan Stanley, Société Générale, Axa, Allianz, CNP Assurance, Generali...



M.I.C.E.*

Comexposium, RX France (Reed Expositions France et Reed Midem), Viparis... Disneyland® Paris...

*Meetings, Incentives, Conventions, Exhibitions



Tourism, Hotels, Catering

Accor, Club Med, Elior Group, Louvre Hotels Group, Lucien Barrière Group, Marriott International, Pierre & Vacances-Center Parcs Group, Sodexo ...

Paris Region, Cradle of Industry

The Region's industrial fabric includes leading-edge sectors such as the automobile, aeronautics, printing, electronics, pharmaceuticals and food processing industries.

These economic activities shape the Paris Region's landscape, from the Seine Valley (automobile), La Défense (business), Saclay (science), and La Plaine-Saint-Denis (film), to Rungis international market and the port of Gennevilliers (both dedicated to logistics).

Paris Region, at the Heart of World Trade

(2021)

€159.6 Bn

26.9% of France's imports

€101.4 Bn

21.1% of France's exports

The **top 3** most exported products are indicative of the specialization of Paris Region industries:

- Aerospace and Defense
- Fashion
- Automotive

Main Imported Products

- Automotive manufacturing products: **€19.4 Bn, 12.1%**
- Natural Hydrocarbons: **€10.2 Bn, 6.4%**
- Pharmaceutical products: **€9.8 Bn, 6.2%**

Main Exported Products

- Space and aeronautics manufacturing products: **€10.1 Bn, 10.0%**
- Leather, Luggage, shoes: **€9.9 Bn, 8.2%**
- Automotive manufacturing products: **€8.3 Bn, 8.2%**

French Customs, 2021



Safran © Cyril Abad - CAPA Pictures

Paris Region's Leading Business Partners (2021)

Top 10 suppliers			Top 10 customers		
Imports			Exports		
Country	Value (€ billion)	%	Country	Value (€ billion)	%
China	25.9	16.2	Germany	13.0	12.8
Germany	17.0	10.6	United States	11.9	11.7
Belgium	15.7	9.8	United Kingdom	7.0	6.9
United States	11.6	7.2	Italy	6.9	6.9
Spain	10.6	6.6	China	6.9	6.8
Italy	10.4	6.5	Spain	6.3	6.2
Netherlands	6.7	4.2	Belgium	6.2	6.1
United Kingdom	5.6	3.5	Switzerland	5.0	5.0
Unknown countries	4.0	2.5	Hong Kong	2.7	2.6
Switzerland	3.8	2.4	Netherlands	2.4	2.4
Global Total Paris Region*	159.6		Global Total Paris Region*	101.4	

French Customs, 2021, *including other countries

The main supplier countries are the major powers world's economies (China, USA), as well as the nearby countries.

For 11 years, Germany and the United States have been Paris Region's main export partners.

An Attractive Region for Foreign Companies

(2018)

Paris Region is the top French region in terms of hosting foreign companies and accounts for a third of all new business creations in France.

Europe's #1 Region for Major Foreign Companies

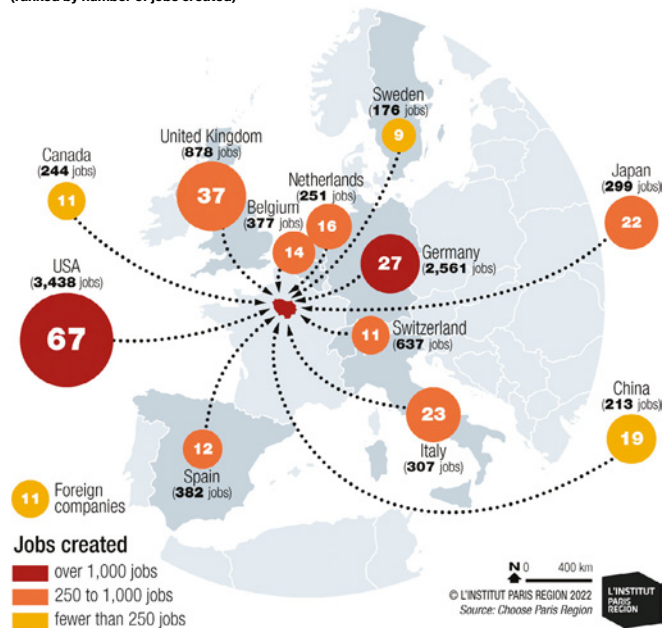
16,560
Sites Depending on a Foreign Company

573,000
jobs, 1 out of 6 in Paris Region (16.2%)

INSEE 2021, data 2018

Foreign Direct Investments in Paris Region: Main Countries by Business Origin and Jobs Created in 2020

(ranked by number of jobs created)



2020 FDI Arrivals

336 foreign direct investments (fdi) from 42 countries, representing nearly 10,800 jobs in the long term.

Main continents of origin

- 188 fdi from European groups, 6,265 jobs (58%)
- 83 fdi from American groups, 3,731 jobs (34.6%)
- 54 fdi from Asian and Oceanian groups, 663 jobs (6.1%)
- 11 fdi from other countries (Africa, Middle East), 138 jobs (1.3%)

Main countries of origin by number of jobs

- USA: 3,438 jobs (32%)
- Germany: 2,561 jobs (24%)
- UK: 878 jobs (8.1%)
- Switzerland: 637 jobs (5.9%)
- Spain: 382 jobs (3.5%)

Paris Region, gateway to European markets, strengthens its position in high value-added investments attracted by local talent

- Almost 80% of projects and 64% of jobs are generated by decision-making centers, business services and R&D
- These decision-making centers generate around 2,000 jobs

The reinvestment results (5,500 jobs created, i.e. + 51% compared to 2019), confirm investors' confidence in the opportunities offered by the Region for the development of their activities.

Choose Paris Region

Top Major Paris Region companies dependent on foreign groups (based on salaried workforce)

Country	Company	Salaried workforce
Netherlands	Ranstad	71,296
USA	Euro Disney Associes SAS	16,608
Sweden	Securitas France SARL	11,821
Canada	CGI FRANCE	11,093
United Kingdom	Action France	10,983
Netherlands	Meubles Ikea France	10,336
Qatar	Inetum	8,617
Luxembourg	Conforama France	7,915
Luxembourg	Arcelormittal France	7,488
Luxembourg	BUT International	7,122
Sweden	H&M Hennes & Mauritz	6,886
USA	Amazon France Logistique	6,428
USA	OTIS	6,049
Luxembourg	Société Française de Radiotéléphone – SFR	6,029
Spain	ZARA FRANCE	5,990
United Kingdom	BUFFALO GRILL	5,288
China	CLUB MED	5,207
Luxembourg	PICARD SURGELES	5,055
USA	CIE IBM FRANCE	4,925
United Kingdom	BRICO DEPOT	4,843

Diane 2022

Competitive Business and Living Costs

Studies show that the cost of living in Paris Region compares favorably to other international cities such as New York, London, San Francisco and Geneva. That not only applies to personal costs such as housing, education, culture, and healthcare, but also to business expenses such as recruitment and office space, which is a great incentive for people to build their professional and personal future in the Region.

Very Competitive Costs to Run a Business

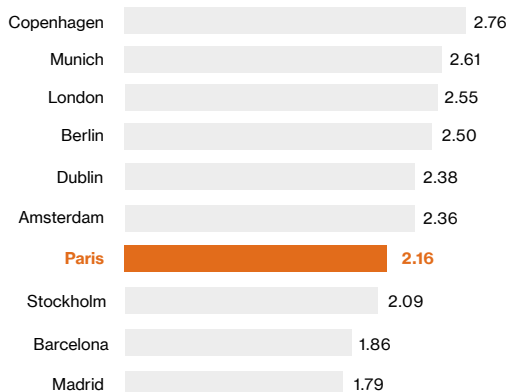
Budgeting for a team of 20-30 people (Million US\$ per year). Example for an A Stage software-as-a-service (SaaS) company

City	Average Salary costs (\$M)	Average Office Space Cost (\$M)	Average Total Cost Base (\$M)
Copenhagen	2.70	0.06	2.76
Munich	2.49	0.12	2.61
London	2.25	0.30	2.55
Berlin	2.27	0.23	2.50
Dublin	2.21	0.17	2.38
Amsterdam	2.25	0.11	2.36
Paris	2.05	0.11	2.16
Stockholm	1.92	0.17	2.09
Barcelona	1.78	0.08	1.86
Madrid	1.68	0.11	1.79

The State of European Tech 2020, Atomico - AON, CBRE

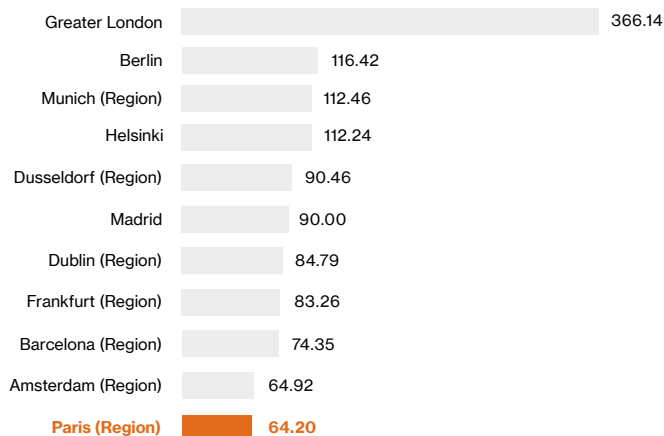
Budgeting for a Team of 20-30 People (Million US\$ per year)

Example for an A Stage software-as-a-service (SaaS) company



The State of European Tech 2020, Atomico - AON, CBRE

Industrial Costs: Total Cost of Industrial Space Based on Rental Fees Plus Any Taxes and/or Service Charges (Q3 2020). Cost (€ per m²)



Colliers/IDI Intelligence (Q3 2020)

A Very Competitive Cost of Living

Paris Region is More Affordable Than Greater London and Less Expensive Than Many European Regions

Living costs are balanced out by the French public school and university systems' low tuition fees and the social security system.

Cost of Living Survey 2021

Paris, ranked at the 33rd position, is less expensive than these European cities:

- #1 Ashgabat
- #2 Hong-Kong
- #3 Beirut
- #4 Tokyo
- #5 Zurich
- #6 Shanghai
- #7 Singapore
- #8 Geneva
- #9 Beijing
- #10 Bern
- #16 Copenhagen
- #18 London

Mercer 2021 (Selection of cities)

Cost of Living in Paris Region vs Greater London			
Category	Description	Paris Region	Greater London
Real Estate	Rent per month for a 3-bedroom apartment downtown. 32% less expensive in Paris Region	€2,759	€4,049
Transport	30 to 60% less expensive in Paris Region depending on the type of transport: single ticket, monthly pass, cab. The monthly pass gives access to the entire Paris Region transport network (13 train lines, 14 metro lines, 1,500 bus lines, 9 streetcar lines...)	€75	€191.60
Food	Restaurant for two (medium range)	€60	€75
Health	Particularly affordable health care rate in Paris Region 79% less expensive in Paris Region for a short visit to a private physician (15 mn)	€25	€121
Sports	35% less expensive in Paris Region for a monthly fitness club membership	€38	€58
Entertainment	The costs for leisure and entertainment are less expensive in Paris than in London 34% less expensive in Paris Region for 1 Movie ticket	€11.45	€17

Le Coût de l'Expat, Expatistan, 02/2022