

# A World Leading Economic, Innovative and Sustainable Region

Accounting for **18.3%** of the French population and **30.7%** of the national wealth, Paris Region offers access to world-class academic institutions, business opportunities and a rich quality of life, but it's also the buzz and atmosphere generated by its great cultural melting pot that make it such an attractive region.

## Paris Region in the European Union as of 01.01.2022



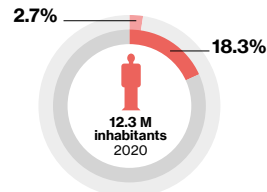
\*UK has left the EU28 from 01.01.2021

Paris Region is part of:

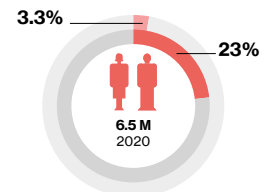
- The European Union
- The Schengen area
- The Eurozone

## Paris Region vs. France & Europe

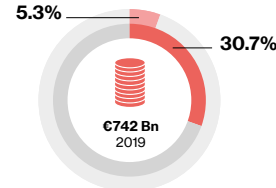
### Population



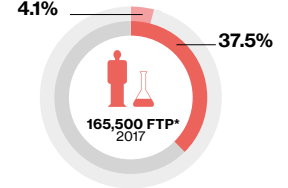
### Jobs



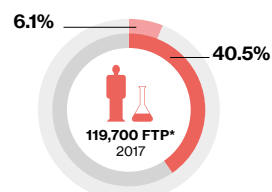
### GDP



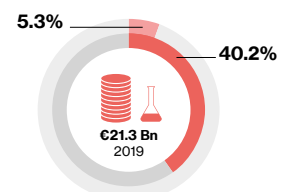
### R&D workforce



### R&D researchers



### R&D expenditure



■ Paris Region / UE ■ Paris Region / France

\* Full Time Equivalent  
Insee, Eurostat, Ministry of Education, Higher Education and Research

## An International Region

**1.8 million** foreigners live in the Region, making up **14.5%** of the population  
2018

**96,400** international students in higher education, including **80,700** in Paris Region's public universities  
2019-20

**7,500** international PhD students  
2019-2020

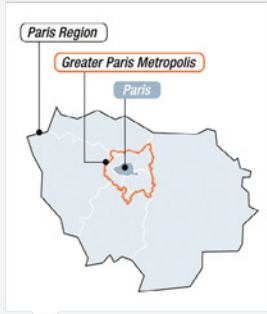
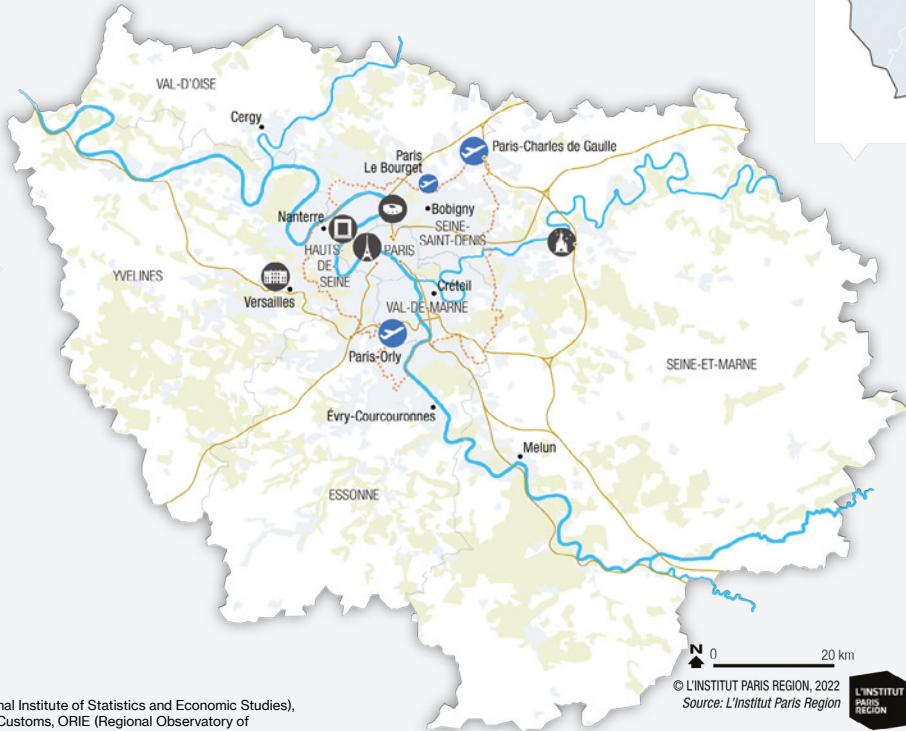

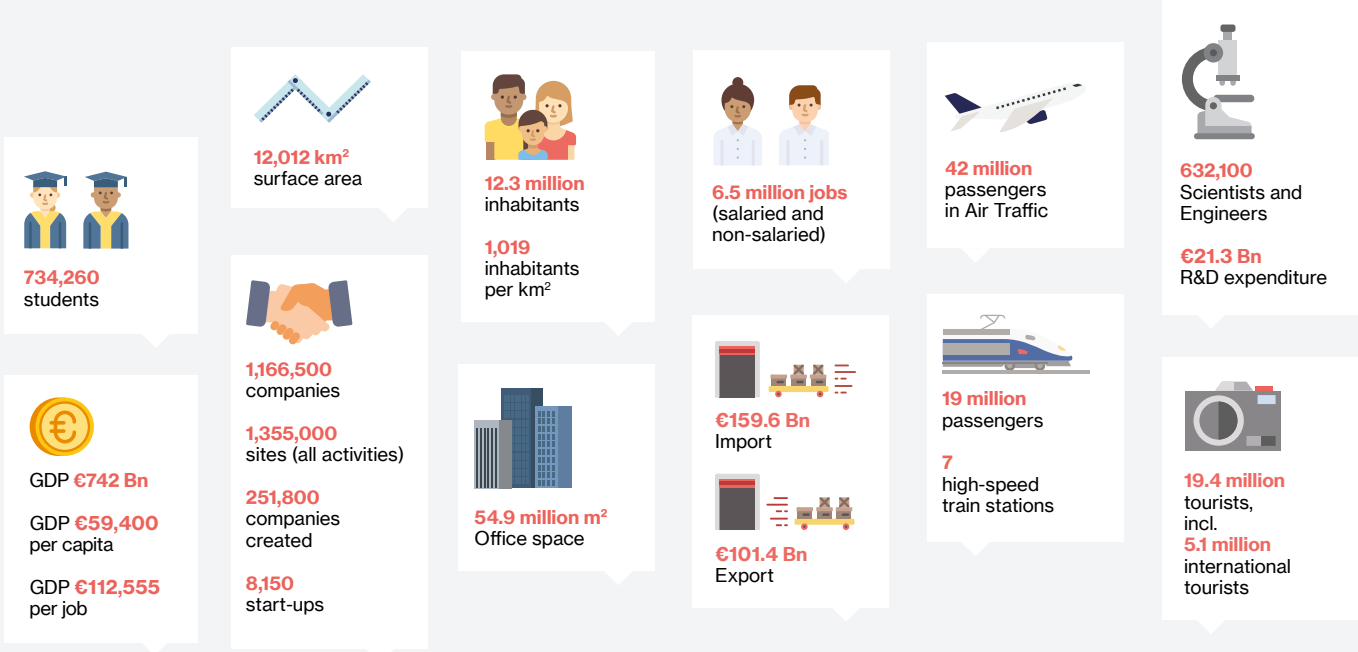
**5,800** international researchers  
2019

**5.1 million** international tourists (usually over **22 millions**)  
2020

**16,560** foreign sites  
**573,092** jobs,  
**1 out of 6 jobs** in Paris Region is in a foreign company (**16.2%**)  
INSEE 2021, data 2018

**336** foreign companies  
**10,800 jobs** created by foreign companies  
2020

# Paris Region in Figures



CRT Paris Île-de-France, Insee (National Institute of Statistics and Economic Studies), European Startups, Eurostat, French Customs, ORIE (Regional Observatory of Commercial Real Estate in Paris Region), Ministry of Education, Higher Education and Research, Paris Aéroports, SNCF (National Railways of France).  
Data: latest year available.

# Paris Region's Position in International Rankings

Paris Region is one of the most distinguished regions in the world according to different rankings on attractiveness, foreign direct investments, talents, real estate, cost and quality of life.

Recent international studies place the Region within the top global areas in the world in terms of Human Capital and Talent, Economic Activity, Attractiveness, Quality of Life, Cultural Experience, Information Exchange, R&D Innovation, Tourism and more.



© Hoops Factory, Basket Hall in aubervilliers © J.-M. Sicot, L'Institut Paris Region

## Global Attractiveness

### Global Cities Index 2020-21 on economic performances

Paris holds firm across all dimensions. It maintains its top spot in information exchange and sees a marked improvement in its human capital performance.

	2020	2021
New York	1	1
London	2	2
<b>Paris</b>	<b>3</b>	<b>3</b>
Tokyo	4	4
Los Angeles	7	5
Beijing	5	6
Hong Kong	6	7
Chicago	8	8
Singapore	9	9
Shanghai	12	10

A.T. Kearney

### Global Cities Outlook 2020 - 21 on the potential of a city to attract and retain global capital, people, and ideas in coming years.

	2020	2021
London	1	1
<b>Paris</b>	<b>5</b>	<b>2</b>
Munich	6	3
Abu Dabhi	7	4
Dublin	10	5
Stockholm	8	6
Tokyo	4	7
Toronto	2	8
Sydney	12	9
Singapore	3	10

A.T. Kearney

### Global Power City Index 2020-21

World's most attractive cities according to their ability to attract people, capital, and enterprises from around the world. Paris, 2<sup>nd</sup> in cultural interaction, livability and accessibility.

	2020	2021
London	1	1
New York	2	2
Tokyo	3	3
<b>Paris</b>	<b>4</b>	<b>4</b>
Singapore	5	5
Amsterdam	6	6
Berlin	6	7
Seoul	8	8
Madrid	13	9
Shanghai	10	10

Mori Memorial's Foundation's Institute for Urban Strategies

### Global Cities Index 2020

In one year, Paris has moved up from 14<sup>th</sup> to 4<sup>th</sup> place in the ranking that identifies cities combining economic dynamism, excellent universities, forward-thinking environmental policies and excellent transport infrastructure.

	2019	2020
London	2	1
San Francisco	6	2
Boston	4	3
<b>Paris</b>	<b>14</b>	<b>4</b>
New York	9	5
Hong Kong	3	6
Toronto	16	7
San Jose	10	8
Seattle	5	9
Melbourne	12	10

Schroders

## Foreign Direct Investments

### Global Cities Investment Monitor 2021

Paris Region is a Top Global Region for International Investments

- Paris Region, #2 most attractive global cities in the world in the market share of global investments
- Ranked as the world's leading global region, business leaders anticipate the best performance over the next three years

- Paris Region, #1 worldwide for investments in Life Sciences, driven by the attractiveness of Saclay, Genopole and Biocitech
- Paris Region, #1 worldwide for investments in R&D centers
- Paris Region has overtaken London and is now #2 for investments in the financial services sector

KPMG – Paris Ile-de-France Capitale Economique, OpinionWay, Choose Paris Region, 2021

### fDi European Regions of the Future 2020-21



fDi Intelligence

## Cost and Quality of Life

### Cost of Living Survey 2021

Paris, ranked #33, is less expensive than these global cities:

- #1 Ashgabat
- #2 Hong-Kong
- #3 Beirut
- #4 Tokyo
- #5 Zurich
- #6 Shanghai
- #7 Singapore
- #8 Geneva
- #9 Beijing
- #10 Bern
- #16 Copenhagen
- #18 London

Mercer 2021 (Selection of cities)

### Cost of Living, Le Coût de l'Expatriation

#### Paris is

- 19%-22% less expensive than Geneva, Zurich, London, New York, San Francisco
- Equivalent to Amsterdam, Los Angeles, Munich, Shanghai

Le coût de l'Expatriation, 25/03/2021

### Cost of Living, ECA International

- Hong-Kong, Tokyo, Geneva, New York, Central London, Zurich, Tel Aviv, Seoul, Shanghai and Guangzhou are the most expensive cities in the world
- Paris is less expensive than the above cities, as well as Copenhagen, Bern, Oslo, Stockholm in Europe

ECA International, 2021

### Quality of Living Survey 2019

Internationally renowned, the quality of life in Paris is ranked #39 (out of 231 cities), ahead of major global cities such as:

- #41 Milan / London
- #43 Barcelona
- #44 New York
- #46 Madrid
- #49 Tokyo / Chicago
- #53 Washington
- #56 Rome

Mercer 2019 (Selection of cities)

## Talents

### Global Talent Competitiveness Index 2020

- #1 New York
- #2 London
- #3 Singapore
- #4 San Francisco
- #5 Boston
- #6 Hong Kong
- #7 Paris
- #8 Tokyo
- #9 Los Angeles
- #10 Munich

INSEAD, Adecco, Google, 2020

### Financial Times Education Rankings 2021

**HEC Paris**  
Best EMBA  
Executive MBA program  
Best European Business school

## Tourism and Meetings

### Meetings organized in the World, ICCA

- #1 Paris - the world's leading destination in number of meetings organized (237)
- #2 Lisbon (190)
- #3 Berlin (170)
- #4 Barcelona (156)
- #5 Madrid (154)

ICCA, International Congress and Convention Association, data 2019

**INSEAD**  
Best global MBA in the world

## Real Estate

### 2020 Attractiveness of Global Business Districts Report

**Paris**  
La Défense,  
4<sup>th</sup> largest business district in the world

Paris La Défense holds the fourth position thanks to 49% of its metropolitan population being highly skilled, the density of the transport infrastructure in the Paris region and a high concentration of international headquarters (Fortune 500, Société des Bourses Françaises (SBF) 120 companies, and large consulting firms).

- #1 London, The City
- #2 New York, Midtown
- #3 Tokyo, Marunouchi
- #4 Paris, La Défense
- #5 London, Canary Wharf
- #6 New York, Financial District
- #7 Beijing, CBD
- #8 Seoul, Gangnam
- #9 Singapore, Downtown Core
- #10 Chicago, The Loop

EY-ULI Index

### Emerging Trends in Real Estate, Europe 2022

Paris, #3 for overall real estate prospects in 2022

"Paris Region has many advantages: the upcoming Olympic Games, exceptional transport networks, the largest office market in continental Europe, low rents with solid growth potential, and the largest number of head offices in Europe".

Emerging Trends in Real Estate, Europe		
	2021 (data 2020)	2022 (data 2021)
1	Berlin	London
2	London	Berlin
3	Paris	Paris
4	Frankfurt	Frankfurt
5	Amsterdam	Munich
6	Hamburg	Madrid
7	Munich	Amsterdam
8	Madrid	Hamburg
9	Milan	Barcelona
10	Vienna	Brussels

PWC, 2022

## R&D, Tech and Innovation

### Global Innovation Index 2021

Paris, #1 in Europe and the world's #10 largest science and technology clusters

Cornell University, INSEAD, WIPO, 2021

### Innovation Geographies 2022

#### Paris:

- #1 innovative city in Europe
  - #7 in the world
- Ahead of London (#9), Berlin (#18), Munich (#21) and Helsinki (#24) in Europe.

Paris stands out for its:

- High number of international projects
- High volume of start-ups
- Above-average R&D spending as a percentage of GDP
- Large number of international patents filed
- High level of patenting activity, particularly in the private sector
- Areas of excellence, which include transportation equipment, pharmaceuticals and biotechnology

JLL, 2020 / 2022

### Innovation Cities Top 100 Index 2021

Paris, highest ranked EU startup ecosystem and the world's #10 best city for innovation

2thinknow, 2021

### Startup Blink 2021

Paris Region Innovation: 11<sup>th</sup> startup ecosystem in the world

StartupBlink, 2021

### Tech Cities of the Future 2021

Paris, Europe's #2 tech city out of 76 cities

- #1 London
- #2 Paris
- #3 Dublin
- #4 Berlin
- #5 Amsterdam
- #6 Madrid
- #7 Barcelona
- #8 Munich
- #9 Stockholm
- #10 Bucharest

Criteria: Economic Potential, Innovation and Attractiveness, FDI Performance, Cost Effectiveness and Start-up Environment...

fDI Intelligence and the TNW (The Next Web)