



Welcome to Paris Region, a Vibrant, Innovative and Sustainable Region

Discover A Dynamic and Fast-Growing Region

A cultural and intellectual metropolis, a scientific and urban laboratory, Paris Region is France's economic powerhouse, accounting for 31% of the national GDP, 23.1% of France's workforce and 42.3% of the country's R&D spendings. The young and steadily growing population is not only attracted by the Region's economic opportunities but also by the quality of life offered.

Breathe, Relax and Live in a Green and Sustainable Region

With usually around 50 million visitors each year, Paris Region is synonymous with culture, gastronomy, history and "art de vivre" in a green environment, preserving biodiversity, and reducing carbon emissions.

Join Europe's Largest and Cosmopolitan Pool of Talents

Companies will find in the Region a pool of international and highly-skilled talents ready to help expand their business: 6.5 million jobs, Europe's largest concentration of students, world-class engineers, researchers, scientists,...

Grow your Business in an Innovative Region

With the highest GDP in EU, Paris Region is home to a thriving business and research community, with a vibrant exchange between Europe's highest concentration of Fortune Global 500 corporations, corporate HQs, SMEs, trailblazing startups, and world-class competitiveness clusters. The Region is renowned worldwide for its strong expertise and know-how in key market areas, both in services and industry.

Benefit from State-of-the-Art Infrastructures

Paris Region is a constellation of diverse, specialized districts that make it a highly attractive location for a range of offices, industries, logistics, research areas, and lifestyles at very competitive costs. The Region benefits from 3 international airports, high-speed rail, an ever-expanding urban subway system, new modes of mobility, and an excellent broadband communication network to get connected to Europe and the World. The Region offers very competitive telecom and energy costs.

Paris Region, a Dynamic and Fast-growing Region

A Thriving Business and Research Community
A Strong Know-How in Services and Industry

- Home to **18.3%** of France's population
- Producer of **31%** of national GDP
- Contributor to **5.3%** of the EU GDP
- Gathering **23.1%** of all jobs in France
- Employing **34.2%** of all French executives
- Educating **27%** of all students in France
- Encompassing **42.3%** of R&D spending
- Home to **37.7%** of R&D workforce and **29.9%** of scientists and engineers in France

A massive consumer marketplace

A top hub for upcoming talents

Competitive real estate and logistics solutions

World-class transport and digital infrastructure

An outstanding lifestyle



© AdobeStock

Paris Region in the European Union

as of 01.01.2023



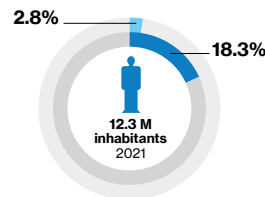
*UK has left the EU28 from 01.01.2021

Paris Region is part of:

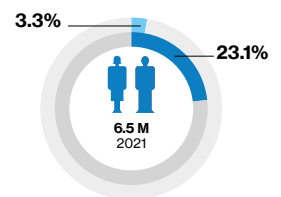
- The European Union
- The Schengen area
- The Eurozone

Paris Region vs. France & Europe

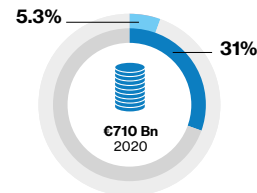
Population



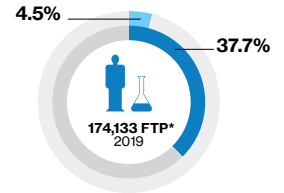
Jobs



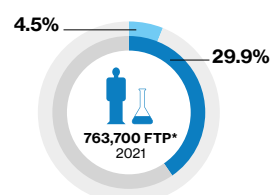
GDP



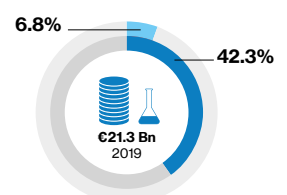
R&D workforce



Scientists and Engineers



R&D expenditure



Paris Region / UE Paris Region / France

* Full Time Equivalent
Insee, Eurostat, Ministry of Education,
Higher Education and Research

Paris Region in Figures



787,175
students



12,012 km²
surface area



12.3 million
inhabitants

1,020
inhabitants
per km²



6.5 million jobs
(salaried and
non-salaried)



86.7 million
passengers
in Air Traffic



763,700
Scientists and
Engineers

€21.3 Bn
R&D expenditure



1,459,000
companies

1,589,000
sites (all activities)

275,200
companies
created

12,000
startups



GDP €710 Bn

GDP €57,600
per capita

GDP €111,000
per job



55 million m²
Office space



€159.6 Bn
Import



€101.4 Bn
Export

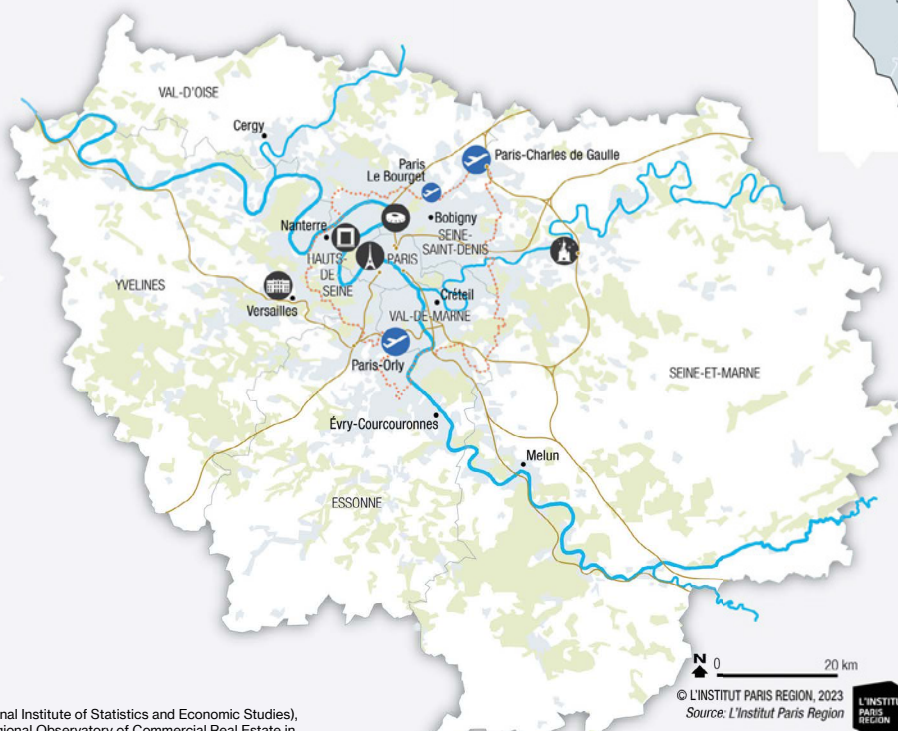
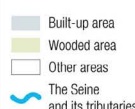


10 main stations
including

7
high-speed
train stations



22.6 million
tourists,
incl.
6.8 million
international
tourists



CRT Paris Île-de-France, Insee (National Institute of Statistics and Economic Studies), Eurostat, French Customs, ORIE (Regional Observatory of Commercial Real Estate in Paris Region), Ministry of Education, Higher Education and Research, Paris Aéroports, SNCF (National Railways of France), Startup Blink.
Data: latest year available.

© L'INSTITUT PARIS REGION, 2023
Source: L'Institut Paris Region



Paris Region's Position in International Rankings

Paris Region is one of the most distinguished Regions in the world according to different rankings on attractiveness, foreign direct investments, talents, real estate, cost and quality of life.

Recent international studies place the Region within the top global areas in the world in terms of Human Capital and Talent, Economic Activity, Attractiveness, Quality of Life, Cultural Experience, Information Exchange, R&D Innovation, Tourism and more.



© Hoops Factory, Basket Hall in Aubervilliers © J.-M. Scot, L'Institut Paris Region

Global Attractiveness

Global Cities Index 2022 on economic performances

Paris held its spot, improving its position in information exchange and cultural experience as its restaurants, museums, and cultural attractions began to recover.

	2020	2021	2022
New York	1	1	1
London	2	2	2
Paris	3	3	3
Tokyo	4	4	4
Beijing	5	5	5
Los Angeles	7	5	6
Chicago	8	8	7
Melbourne	18	12	8
Singapore	9	9	9
Hong Kong	6	7	10

A.T. Kearney

Global Cities Outlook 2022 on the potential of a city to attract and retain global capital, people, and ideas in coming years.

Paris rose by **14** places in the ranking for personal well-being.

	2020	2021	2022
London	1	1	1
Paris	5	2	2
Luxembourg	17	11	3
Munich	6	3	4
Stockholm	8	6	5
New York	27	18	6
Dublin	10	5	7
Copenhagen	20	21	8
Abu Dhabi	7	4	9
Amsterdam	9	20	10

A.T. Kearney

Global Power City Index 2022

World's most attractive cities according to their ability to attract people, capital, and enterprises from around the world.

Paris, **1st** in Livability, **3rd** in cultural interaction.

	2020	2021	2022
London	1	1	1
New York	2	2	2
Tokyo	3	3	3
Paris	4	4	4
Singapore	5	5	5
Amsterdam	6	6	6
Seoul	8	8	7
Berlin	6	7	8
Melbourne	11	10	9
Shanghai	10	10	10

Mori Memorial's Foundation's Institute for Urban Strategies

Global Cities Index 2022

Paris is **#7** in the ranking that identifies cities combining economic dynamism, excellent universities, forward-thinking environmental policies and excellent transport infrastructure.

	2020	2021	2022
London	2	2	1
Boston	4	3	2
San Francisco	6	2	3
New York	9	5	4
Melbourne	12	10	5
Toronto	16	7	6
Paris	14	4	7
Singapore	13	11	8
Hong Kong	3	6	9
Chicago	-	-	10

Schroders

Foreign Direct Investments

Global Cities Investment Monitor 2022

Paris Region is a Top Global Region for International Investments

Paris Region, **#1 worldwide**

- for reinvestments,
- for foreign direct investments in:
 - R&D
 - Corporate and Investment Banking

Paris Region, #2 most attractive global cities

- **#1 worldwide** for basic services: health, education, security and for political stability and legal security
- **#2 worldwide** for the ecological commitment, for the quality of life, public investment and state support for business
- **#5 worldwide** for the availability of qualified personnel

Global Cities Investment Monitor, Paris Ile-de-France Capitale Economique, Opinion Way, Choose Paris Region, 2022

fDi European Regions of the Future 2023

#1

Paris Region, European Region of the Future

fDi Intelligence 2023

Paris Region's Strengths:

- Economic potential
- Human capital and quality of life
- Business environment,
- Connectivity
- fDi Strategy

fDi Intelligence assesses the attractiveness of locations for foreign direct investment (FDI).

Cost and Quality of Life

Paris Region is More Affordable Than Greater London and Less Expensive Than Many European Regions

Cost of Living Survey 2022

Paris, ranked #35 (#33 in 2021), is more affordable than these global cities:

- #1 Hong-Kong
- #2 Zurich
- #3 Geneva
- #4 Basel
- #5 Bern
- #6 Tel Aviv
- #7 New York City
- #8 Singapore
- #9 Tokyo
- #10 Beijing
- #11 Copenhagen
- #15 London

Mercer 2022 (Selection of cities)

Cost of Living, ECA International

- New York, Hong Kong, Geneva, Tel Aviv, London, San Francisco, Zurich, Singapore, Seoul, and Moscow are the most expensive cities in the world
- **Paris is less expensive** than the above cities, as well as Bern, Copenhagen, Oslo, Stavanger, Reykjavik, Stockholm, and Luxembourg in Europe

ECA International, 2022

Cost of Living, Le Coût de l'Expat

Paris is

- 24-29% less expensive than San Francisco, London, New York, Zurich...
- Equivalent to Amsterdam, Los Angeles, Munich, Shanghai

Le coût de l'Expat, 01/2023

Talents

Global Ranking of Academic Subjects – Mathematics, 2022

- **2 of the Top 3 best universities in the World in Mathematics**

- **#1** Paris Saclay University
- **#3** Sorbonne University

GRAS, Shanghai Ranking Consultancy, 2022

Tourism and Meetings

Attendees of International Meetings organized in the World in 2021, ICCA

- **#1 Paris: the world's leading destination by number of attendees in meetings organized in 2021 (189,000)**
- #2 Barcelona (144,000)
- #3 Taipei (143,000)
- #4 London (129,000)
- #5 Vienna (105,000)

ICCA, International Congress and Convention Association, data 2021

Financial Times Education Rankings 2021/2022

HEC Paris

Best European Business School

#2 Best Master in Management
(2022)

INSEAD

Best global MBA in the world

#3 Best EMBA
(2021)

Real Estate

2020 Attractiveness of Global Business Districts Report

Paris La Défense, 4th largest business district in the world

Paris La Défense holds the fourth position thanks to 49% of its metropolitan population being highly skilled, the density of the transport infrastructure in Paris Region and a high concentration of international headquarters (Fortune 500, Société des Bourses Françaises (SBF) 120 companies, and large consulting firms).

- #1 London, The City
- #2 New York, Midtown
- #3 Tokyo, Marunouchi
- **#4 Paris, La Défense**
- #5 London, Canary Wharf
- #6 New York, Financial District
- #7 Beijing, CBD
- #8 Seoul, Gangnam
- #9 Singapore, Downtown Core
- #10 Chicago, The Loop

EY-ULI Index

Emerging Trends in Real Estate, Europe 2023

Paris, #2 for overall real estate prospects in 2023

"Paris strong transport links find favor with industry leaders, but they are also anticipating a boost from the 2024 Olympic Games. France is seen as having a relatively resilient energy supply, mainly due to its nuclear generation, which contributes to a lower carbon footprint for real estate operators."

Emerging Trends in Real Estate, Europe			
	2021 (data 2020)	2022 (data 2021)	2023 (data 2022)
1	Berlin	London	London
2	London	Berlin	Paris
3	Paris	Paris	Berlin
4	Frankfurt	Frankfurt	Madrid
5	Amsterdam	Munich	Munich
6	Hamburg	Madrid	Amsterdam
7	Munich	Amsterdam	Frankfurt
8	Madrid	Hamburg	Hamburg
9	Milan	Barcelona	Barcelona
10	Vienna	Brussels	Milan

PWC, Urban Land Institute, 2023

R&D, Tech and Innovation

Global Innovation Index 2022

Paris, the world's #10 largest science and technology cluster

WIPO (World Intellectual Property Organization), 2022

Innovation Geographies 2022

Paris:

- **#1** innovative city in Europe
- **#7** in the world
- Ahead of London (#9), Berlin (#18), Munich (#21) and Helsinki (#24) in Europe.
- **#15** for the talent concentration

Paris stands out for its:

- High number of international projects
- High volume of startups
- Above-average R&D spending as a percentage of GDP
- Large number of international patents filed
- High level of patenting activity, particularly in the private sector
- Areas of excellence, which include transportation equipment, pharmaceuticals and biotechnology

JLL, 2020 / 2022

Innovation Cities Top 100 Index 2021

Paris, highest ranked EU startup ecosystem and the world's #10 best city for innovation

2thinknow, 2021

Startup Blink 2022

Paris joined the world's top 10 at 10th, #2 in Europe, top EU city

Paris is an ideal place to locate for Ecommerce & Retail, Software and Data and Education startups

StartupBlink, 2022

Tech Cities of the Future 2021

Paris, Europe's #2 tech city out of 76 cities

- #1 London
- **#2 Paris**
- #3 Dublin
- #4 Berlin
- #5 Amsterdam
- #6 Madrid
- #7 Barcelona
- #8 Munich
- #9 Stockholm
- #10 Bucharest

Criteria: Economic Potential, Innovation and Attractiveness, FDI Performance, Cost Effectiveness and Startup Environment...

fDI Intelligence and the TNW (The Next Web)

Paris Region, an International and Cosmopolitan Region

With a population of over 12 million, the Region is called home by many French and non-French alike, a crowd speaking a wide variety of languages. Students, entrepreneurs, researchers, and investors flock to Paris Region every day to make the most of it. The Region offers access to world-class academic institutions, business opportunities and a rich quality of life but it's also the buzz and atmosphere generated by its great cultural melting pot that make it such an attractive, diverse Region.



© Yann Rabanier

1.8 M
international
residents live
in the Region

14.5% of
the population

Insee, 2022, data 2019

7,000
international
PhD students

MESRI, 2022, data 2021-2022

5,000
international
researchers

FNAK, data 2021

125,000
international
students,
including
78,700 in
Paris Region
Public
Universities

Insee, 2022, data 2019

6.8 M
international
tourists
(usually over 22M)

CRT Paris Ile-de-France 2022, data 2021

16,560
foreign sites
573,000
Jobs

INSEE 2021, data 2018

**1 out of
6 jobs in
Paris Region
is in a foreign
company
(16.2%)**

INSEE 2021, data 2018

404
foreign
companies
chose Paris
Region in
2021

10,800
jobs created

Choose Paris Region, data 2021