






# Paris Region

## Facts & Figures 2025





# Paris Region

## Inspiring, Innovative, Responsible and Attractive

**The Paris Region Facts and Figures 2025** provides a detailed overview of the Region's economic vitality and social dynamics, highlighting its prominence as a leading hub in Europe and worldwide.

This brochure serves as an essential decision-making tool, offering key data for businesses and economic stakeholders. It is an invaluable resource for regional leaders, policymakers, and anyone seeking an in-depth understanding of the Paris Region's dynamic economy.

This collaborative publication is presented by Choose Paris Region, L'Institut Paris Region, and the Paris Île-de-France Regional Chamber of Commerce and Industry.

We welcome your comments and suggestions to enhance this new edition. Feel free to reach out at [prff@chooseparisregion.org](mailto:prff@chooseparisregion.org)

We extend our gratitude to all the organizations and individuals who provided the data used in producing this document:  
2thinknow, ARCEP, ARWU, ASTech, AT, Kearney, BNP Paribas Real Estate, Cable.co.uk, Cap Digital, CEOWorld Magazine, Chambre d'Agriculture d'Île-de-France, Choose Paris Region, Paris Île-de-France CCI, Cité internationale universitaire de Paris, Cosmetic Valley, Cornell University, Cushman & Wakefield, Diane, ECA International, Eurostat, EY-ULI Index, Ficep, fDI Intelligence, Finance Innovation, Financial Times, FNAK, Fortune Magazine, French Customs, Gobelins, GRAS, Shanghai Ranking Consultancy, Guide Michelin, Haropa Port, HEC, Hceres, ICCA, Île-de-France Mobilités, Île-de-France Terre de Saveurs, INPI, INSEAD, INSEE, International Animation School Ranking, IRDS, JLL, L'Institut Paris Region, Medicon, Mercer, Mori Memorial's Foundation's Institute for Urban strategies, Ministry of Education, Higher Education and Research, Next Move, Numbeo, OLAP, ORIE, OST, OTCP (Paris Convention and Visitors Bureau), Paris2024 media, Paris Aéroport, Paris Île-de-France Capitale Economique, Polymeris, PWC, RATP, Rungis, Savills, Schroders, Scimago, SETRA, SNCF, Société des Grands Projets, Station F, Startup Blink, Systematic, Unesco, Unicem, Urban Land institute, Velib Metropole, WIPO.

Editorial Board: Paris Region Facts and Figures 2025

Choose Paris Region: Florence Humbert, Stéphanie Rimbart, Sana Benraffas, Arthur Castel, Aurelian Catana, Adrien Laid, Julien Baumann

L'Institut Paris Region: Claire Peuvergne, Christine Tarquis

Paris Île-de-France Regional Chamber of Commerce and Industry: Yves Burfin, Julien Tuillier

Maps: Pascale Guéry, L'Institut Paris Region

Graphic design: Choose Paris Region

Printed in February 2025, France  
Printer: Frazier

© Choose Paris Region

© L'Institut Paris Region

© Paris Île-de-France CCI

ISSN: 1958-1270



© Adobe Stock

# Table of contents

---

Welcome to Paris Region	5
Unwind and Thrive in a Green and Sustainable Region	11
Join Europe's Largest and Multicultural Talent Hub	17
Grow Your Business in Europe's Premier Hub for Business and Innovation	27
Benefit from State-of-the-Art Infrastructures	37

---



# Welcome to Paris Region: A Hub of Inspiration, Innovation, Sustainability, & Opportunity

## **Discover a Vibrant and Evolving Region**

Paris Region, a dynamic center of culture, intellect, and innovation, is not only France's economic engine—generating 30% of the national GDP and hosting 23% of the country's workforce—but also a leader in research and development, accounting for 38% of France's R&D spending. This vibrant Region welcomes investors, tourists, and individuals looking to settle within the Schengen area.

## **Unwind and Thrive in a Green and Sustainable Region**

Attracting 47.6 million visitors annually, Paris Region is a hub of culture, gastronomy, history, and sustainable living. It prioritizes biodiversity and aims to reduce carbon emissions, creating a green and eco-conscious environment. The Region's young and growing population is drawn not only to its economic opportunities but also to its outstanding quality of life.

## **Join Europe's Largest and Most Diverse Talent Pool**

Paris Region offers businesses access to an exceptional talent pool, with 6.7 million jobs available, Europe's largest concentration of students, and an array of highly skilled professionals, including world-class engineers, researchers, and scientists, all ready to fuel business growth and innovation.

## **Grow in Europe's Leading Business and Innovation Hub**

Home to Europe's largest GDP, Paris Region is home to a thriving ecosystem of global corporations, SMEs, and cutting-edge startups. It is recognized as a center of excellence across diverse sectors, from services to industry, fostering collaboration between Fortune Global 500 companies, research institutions, and competitive clusters.

## **Leverage World-Class Infrastructure**

As the host of the 2024 Summer Olympics, Paris Region underwent significant infrastructure upgrades. With its diverse districts and competitive costs, the Region offers ideal spaces for offices, industries, logistics, and research. Paris Region benefits from exceptional connectivity, with three international airports, high-speed rail, an expanding metro system, and advanced broadband, ensuring seamless access to Europe and beyond. Additionally, the Region offers competitive telecom and energy costs, making it an attractive choice for businesses.

# Paris Region, a Dynamic and Fast-growing Region

A Thriving Business and Research Ecosystem  
Expertise in Services and Industry

- Home to **18%** of France's population
- Generates **30%** of national GDP
- Contributes **5%** of the EU GDP
- Accounts for **23%** of all jobs in France
- Employs **34%** of France's executives
- Educates **27%** of all students in France
- Represents **38%** of national R&D spending
- Houses **39%** of the R&D workforce and **29%** of scientists and engineers in France

A vast consumer marketplace  
A top hub for upcoming talents  
Competitive real estate and logistics options  
World-class transport and digital infrastructure  
An exceptional quality of life



© Adobe Stock

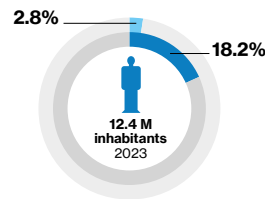
## Paris Region in the European Union as of 01.01.2025



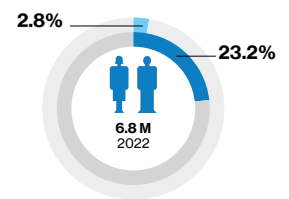
Paris Region is part of:  
 - The European Union  
 - The Schengen area  
 - The Eurozone

## Paris Region vs. France & Europe

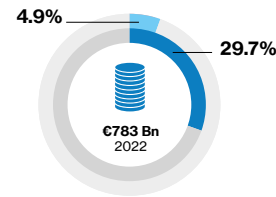
### Population



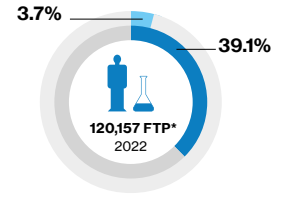
### Jobs



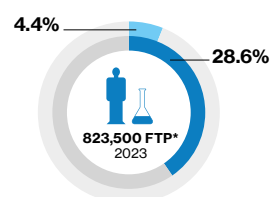
### GDP



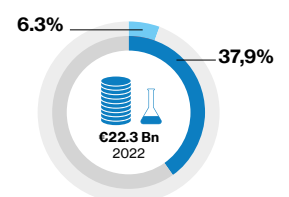
### R&D workforce



### Scientists and Engineers




### R&D expenditure



■ Paris Region / UE ■ Paris Region / France

\* Full Time Equivalent  
 Insee, Eurostat, Ministry of Education, Higher Education and Research

# Paris Region in Figures



**810,000**  
students



**12,000 km<sup>2</sup>**  
surface area



**12.4 million**  
inhabitants

**1,025**  
inhabitants  
per km<sup>2</sup>



**6.8 million jobs**  
(salaried and  
non-salaried)



**103 million**  
passengers  
in Air Traffic



**823,500**  
Scientists and  
Engineers

**€22.3 Bn**  
R&D expenditure



**1,204,300**  
companies

**1,337,000**  
sites (all activities)

**296,000**  
companies  
created

**9,300**  
startups



**55.5 million m<sup>2</sup>**  
Office space



**€207 Bn**  
Import



**€146 Bn**  
Export



**10 main stations**  
including

**7**  
high-speed  
train stations



**47.6 million**  
tourists,  
incl.  
**21.8 million**  
international  
tourists

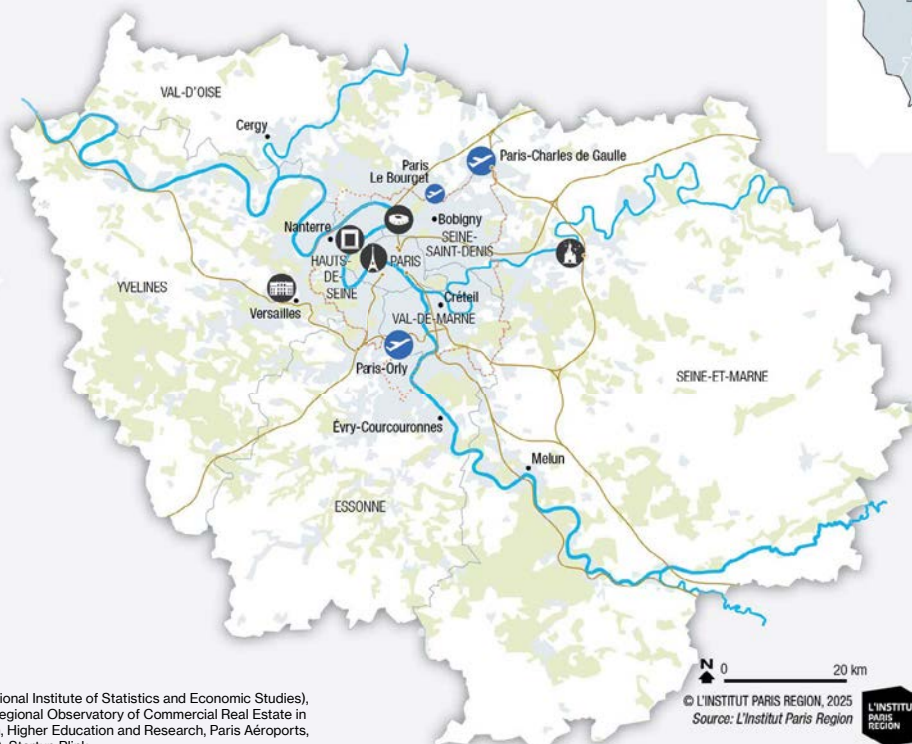


GDP **€783 Bn**

GDP **€63,256**  
per capita

GDP **€114,476**  
per job

- Eiffel Tower
- Château de Versailles
- La Défense
- Stade de France
- Disneyland Paris
- Prefecture
- Greater Paris Metropolis
- County border
- International airport
- High-speed rail network
- High-speed train station (TGV)
- Built-up area
- Wooded area
- Other areas
- The Seine and its tributaries



CRT Paris Île-de-France, Insee (National Institute of Statistics and Economic Studies), Eurostat, French Customs, ORIE (Regional Observatory of Commercial Real Estate in Paris Region), Ministry of Education, Higher Education and Research, Paris Aéroports, SNCF (National Railways of France), Startup Blink.  
Data: latest year available.

© L'INSTITUT PARIS REGION, 2025  
Source: L'Institut Paris Region

# Paris Region's Position in International Rankings

Regions around the world are in intense competition to attract businesses, talent, and tourists. Recent international studies place Paris Region among the world's leading regions in terms of human capital and talent, economic activity, attractiveness, foreign investment, cost of living and quality of life, cultural experience, information exchange, R&D innovation, tourism, and more. Everything is being done in the Region to meet the challenges of international competition.



© Paris 2024 Jeanne Fauvel

## Global Attractiveness

### Global Cities Index on economic performances

Paris maintained its third-place global ranking, boosted by strong growth in business activity, capital markets, and air freight. The city also led in human capital, with top rankings in tertiary degree holders and ease of entry.

	2022	2023	2024
New York	1	1	1
London	2	2	2
<b>Paris</b>	<b>3</b>	<b>3</b>	<b>3</b>
Tokyo	4	4	4
Singapore	9	7	5
Beijing	5	5	6
Los Angeles	6	8	7
Shanghai	16	13	8
Hong Kong	10	10	9
Chicago	7	11	10

A.T. Kearney

### Global Cities Outlook on the potential of a city to attract and retain global capital, people, and ideas in coming years.

Paris holds an extremely high global ranking in Cultural experiences, but other cities have improved, narrowing the gap.

	2022	2023	2024
San Francisco	13	1	1
Munich	4	9	2
Copenhagen	8	2	3
Luxembourg	3	4	4
Seoul	36	14	5
Stockholm	5	8	6
<b>Paris</b>	<b>2</b>	<b>5</b>	<b>7</b>
Dublin	7	6	8
Helsinki	17	7	9
Dusseldorf	18	25	10

A.T. Kearney

### Global Power City Index

World's most attractive cities according to their ability to attract people, capital, and enterprises from around the world.

Paris, **1<sup>st</sup>** in Livability, **2<sup>nd</sup>** in Cultural Interactions, **3<sup>rd</sup>** in Accessibility.

	2022	2023	2024
London	1	1	1
New York	2	2	2
Tokyo	3	3	3
<b>Paris</b>	<b>4</b>	<b>4</b>	<b>4</b>
Singapore	5	5	5
Seoul	7	7	6
Amsterdam	6	6	7
Dubai	11	8	8
Berlin	8	10	9
Madrid	12	14	10

Mori Memorial's Foundation's Institute for Urban Strategies

### Global Cities Index 2024

Paris is **#10** in the ranking that identifies cities combining economic dynamism, excellent universities, forward-thinking environmental policies and excellent transport infrastructure.

	2021	2022	2023
San Francisco	3	1	1
London	1	3	2
San Jose (USA)	12	7	3
Hong Kong	9	9	4
Boston	2	2	5
Seattle	17	12	6
New York	4	4	7
Melbourne	5	5	8
Singapore	8	8	9
<b>Paris</b>	<b>7</b>	<b>10</b>	<b>10</b>

Schroders, Data year

## Foreign Direct Investments

### Global Cities Investment Monitor 2024

**Paris Region, #4 most attractive global cities for International Investments**, behind Dubai, Singapore and Greater London, and the most attractive metropolises in the European Union. Thanks to its strengths in innovation, economic diversification, quality of life, Paris Region has the potential to attract more FDIs and spearhead a new European attractiveness. The profile of Paris Region stands out as a balanced, innovation-friendly hub.

- **#2** for foreign direct investments on production & logistics activities
- **#4** on sales & marketing and business services
- **54%** of projects in 2023 issued by European companies
- **Paris Region, 6<sup>th</sup>** leading metropolis worldwide for AI, the most attractive metropolis in the European Union in this field. (2018-2023).

Global Cities Investment Monitor, Paris Ile-de-France Capitale Economique, Opinion Way, 2024

### fDi European Regions of the Future 2024

# #1

Paris Region, European Region of the Future

fDi Intelligence 2024

### Paris Region's Strengths:

- **#1** in Economic Potential
- **#1** in Human Capital and Lifestyle
- **#1** in Foreign Direct Investment Strategy

Paris Region has reaffirmed its status as Europe's most attractive region and top destination for international direct investment. Recognized for having the best "foreign direct investment strategy," it has also claimed the top spot for the second consecutive year in the Large European Regions of the Future 2024 ranking, published by fDi Intelligence, the foreign investment arm of the Financial Times. fDi Intelligence evaluates the appeal of regions for foreign direct investment (FDI).

## Cost and Quality of Life

**Paris Region is More Affordable Than Greater London and Less Expensive Than Many Global and European**

### Cost of Living Survey 2024

Paris, ranked #29 (#33 in 2021, #35 in 2022), is more affordable than these global cities:

- #1 Hong-Kong
- #2 Singapore
- #3 Zurich
- #4 Geneva
- #5 Basel
- #6 Bern
- #7 New York City
- #8 London
- #9 Nassau
- #10 Los Angeles
- #11 Copenhagen
- #13 San Francisco
- #15 Dubaï
- #24 Vienna

Mercer 2024 (Selection of cities)

### Quality of living, Mercer

Paris, ranked #34, offers a better quality of life than these global cities:

- #36 San Francisco
- #40 Brussels and London
- Central
- #42 Milan
- #43 Dublin
- #44 Los Angeles
- #45 New York
- #47 Madrid

Mercer 2024 (Selection of cities)

### Cost of Living, Numbeo

Zurich, Lausanne, Geneva, New York, Basel, Bern, San Francisco, Honolulu, Reykjavik and Boston are the most expensive cities in the world

- Paris (#35) is less expensive than the above cities and many other global cities, and in Europe than London (#14), Oslo (#20), Bergen (#25), Copenhagen (#28)

Numbeo, 01/2025

## Real Estate

### Emerging Trends in Real Estate, Europe

Paris, #3 for overall real estate prospects in 2024

Paris remains a solid market, and continues to benefit from the effects of Olympic Games-related investments and new infrastructure currently being planned.

#### Emerging Trends in Real Estate, Europe

	2023 (data 2022)	2024 (data 2023)	2025 (data 2024)
1	London	London	London
2	Paris	Paris	Madrid
3	Berlin	Madrid	Paris
4	Madrid	Berlin	Berlin
5	Munich	Amsterdam	Munich
6	Amsterdam	Milan	Amsterdam
7	Frankfurt	Munich	Milan
8	Hamburg	Lisbon	Frankfurt
9	Barcelona	Frankfurt	Hamburg
10	Milan	Barcelona	Lisbon

PWC, Urban Land Institute, 2025

## Talents

### Global Ranking of Academic Subjects – Mathematics, 2024

- 2 of the Top 6 best universities in the World in Mathematics
- #2 Paris Saclay University
- #6 Université Paris Cité

GRAS, Shanghai Ranking Consultancy, 2024

### Financial Times Education Rankings 2024

#### INSEAD

Best European Business School

2<sup>nd</sup> Best global MBA in the world

#### HEC Paris

#2 Best European Business School

#2 Best Master in Management

## Tourism and Meetings

### Top 100 City Destinations 2024, Euromonitor International

Paris, the world's top tourist destination for the fourth consecutive year

- #2 Madrid
- #3 Tokyo
- #4 Rome
- #5 Milan
- #6 New York
- #7 Amsterdam
- #8 Sydney
- #9 Singapore
- #10 Barcelona

Euromonitor International, 12/2024

### International Meetings organized in the World in 2023, ICCA

- #1 Paris (156)
- #2 Singapore (152)
- #3 Lisbon (151)
- #4 Vienna (141)
- #5 Barcelona (139)
- #6 Prague (134)
- #7 Rome (119)
- #8 Madrid (109)
- #9 Dublin (104)
- #10 Seoul (103)

ICCA, International Congress and Convention Association, 2024 data 2023

## R&D, Tech and Innovation

### Global Innovation Index 2024

Paris, the world's #12 largest science and technology cluster #1 in Europe

WIPO (World Intellectual Property Organization), 2024

### Innovation Geographies 2024

- Paris:
- #14 innovative city in the world
    - Innovation: 10<sup>th</sup>
    - Talent Concentration: 22<sup>nd</sup>

Paris is distinguished by its:

- Significant number of international projects
- Robust startup ecosystem
- Above-average R&D expenditure relative to GDP
- High volume of international patents filed
- Active patenting, especially in the private sector
- Centers of excellence in fields such as transportation equipment, pharmaceuticals, and biotechnology

JLL, 2020 /2024

### Innovation Cities Top 100 Index 2022-2023

Paris, highest ranked EU27 startup ecosystem and the world's #4 best city for innovation (+6), behind Tokyo, London and New York

2thinknow, 2022-2023

### Startup Blink 2024

Paris joined the world's top 10 startups ecosystems at 10<sup>th</sup> rank, #2 in Europe, top EU city

with 2 overperforming industries: Commerce & Retail and Fintech, each ranking 7<sup>th</sup> globally.

StartupBlink, 2024

### Tech Cities 2023

Paris, Europe's #2 tech city and #9 in the world

- #1 San Francisco
- #2 New York
- #3 Silicon Valley
- #4 Beijing
- #5 London
- #6 Los Angeles
- #7 Shanghai
- #8 Boston
- #9 Paris
- #10 Tokyo

Criteria: business & tech environment, city buzz & wellness, talent pool, strength in different tech sub sectors

Savills

# Paris Region: A Global and Cosmopolitan Region

Paris Region is home to over 12 million residents, including a vibrant mix of French and international speakers, who communicate in various languages. Every day, students, entrepreneurs, researchers, and investors are drawn to the Region, eager to benefit of its renowned academic institutions, thriving business opportunities, and exceptional quality of life. What truly sets Paris Region apart, however, is its dynamic, multicultural atmosphere, which makes it a uniquely diverse and captivating destination.



© Adobe Stock

**1.9 M**  
international  
residents live  
in the Region  
**15.2%** of  
the population

Insee, 2024, data 2021

**11,765**  
international  
PhD students

Ministry of Education, Open data 2024,  
data 2023-2024

**6,050**  
international  
researchers

FNAK, data 2023

**21.8 M**  
international  
tourists

Choose Paris Region, data 2023

**16,560**  
foreign sites  
**573,000**  
Jobs

INSEE 2022, data 2018

**1 out of  
6 jobs in  
Paris Region  
is in a foreign  
company  
(16.2%)**

INSEE 2022, data 2018

**410**  
foreign  
companies  
chose Paris  
Region in  
2022

Choose Paris Region, 2024 data 2023

**11,200**  
jobs created

**140,580**  
international  
students,  
including  
**91,150** in  
Paris Region  
Public  
Universities

MESRI - DGESIP-DGRI - SIES 2025,  
data 2023-2024  
Campus France, 2024, data 2022



La Roche-Guyon, Val-d'Oise © Adobe Stock

# Unwind and Thrive in a Green and Sustainable Region

## **Discover a Unique Work-Life Experience in a Green, Sustainable Region**

Paris Region is deeply committed to fostering sustainability through eco-friendly business practices, environmentally conscious urban development, and impactful social initiatives. With a focus on creating a greener future, the Region embraces carbon-neutral urban planning, where nature thrives, covering over three-quarters of its landscape.

## **Immerse Yourself in the World's Beloved Tourist Destination with a Thriving Cultural Scene**

Paris Region is brimming with a diverse range of indoor and outdoor activities, offering a blend of historic charm, expansive green spaces, scenic waterways, and world-class museums and landmarks. Whether you're a cinephile, nature lover, adventure seeker, food enthusiast, or art connoisseur, it's the perfect place to enjoy a harmonious work-life balance.

## **Join an Active and Sporty Region**

Paris Region offers a wide range of sports facilities and clubs to enhance the well-being of its residents. They can also take part in internationally renowned sporting events, such as the Olympic and Paralympic Games held in 2024 and other global sporting competitions.

# An Exceptional Place to Live and Thrive in a Green and Sustainable Region

Whether you live in Paris or elsewhere in the Region, whether you're on your own or part of a family of five, whether you seek to reconnect with nature or dance until dawn, you'll find countless ways to spend your time. Home to 18% of France's population while occupying just 2% of the country's land, Paris Region is committed to offering its residents a greener environment through sustainable, carbon-free urban planning. Exceptionally family-friendly, the Region provides an unparalleled and affordable quality of life. From culture, architecture, and history to parks, gastronomy, shopping, and sports – there's something for everyone. Paris Region is truly an extraordinary place to live and thrive.



Palace of Vaux-le-Vicomte, Seine-et-Marne © Adobe Stock

## A Green Region

**76%**

green space and forests

- Paris Region surface area: **12,000 km<sup>2</sup>**
- 50%** agricultural land
- 26%** wooded areas, natural world
- 22%** urban space
- 1,5%** water
- 1/4** of Paris Region is covered by the **4** existing Regional Nature Parks and **1** in project
- 43** outstanding gardens
- 36** "Natura 2000" sites
- 15,000 km** of ecological corridors
- 275** sites identified for their geological interest
- 149** sustainable neighborhoods in Paris Region
- 188,530** housings programmed within these accredited neighborhoods
- A very high level of urban services (water, waste, energy...)
- Since the early 2000s, over **5 km** of urban rivers have been reopened
- An additional **15 km** are underway or under consideration
- Paris Region has many biodiversity reservoirs (**332,500 ha**), from the Fontainebleau forest to the valleys and wooded hills of the Parc Naturel Régional du Vexin (Vexin Regional Nature Park)

- With **38** new organic farms, 2023 is still a dynamic year, but with a slowdown curve
- 15%** of farms are in organic agriculture with **667** producers, **40%** of which are in field crops and **33%** in vegetable production
- 38,800 ha** of organic and in-conversion land in the Region, i.e. **7%** of the regional agricultural surface
- Short food circuits are in place for **985** farms (**22%**)
- 61** methanization units in activity in 2022, of which **41** agricultural units, and **222 millions of m<sup>3</sup>** biogaz produced, equivalent to around **1,39 TWh** PCS of primary energy.

L'Institut Paris Region, GAB Ile-de-France 2023, Chambre Régionale d'Agriculture, DRAC Ile-de-France, 2022, Agreste/RA 2020, Driest Ile-de-France, 2024, data 11/2023

## A Temperate Climate

The Region experiences a temperate Atlantic climate, with some semi-continental influences, resulting in greater temperature fluctuations and lower rainfall. Temperatures tend to be relatively mild and consistent, averaging around **11.5°C**, with an exceptional **14.6°C** in 2024. The Region receives an average of **340 mm** of precipitation annually, which is evenly distributed throughout the year. Winds are generally light. Meteo.net, 2024

## A Great Place to Live in, with Competitive Costs

**5.9 million** housing units

- 71,9%** apartments, **4.4 million**
- 25,3%** houses, **1.5 million**

Insee 12/2024, data 2021

Private Housing Rents in Paris Region				
	Paris	Inner suburbs	Outer suburbs	Paris Region
Surface in m <sup>2</sup>	50	52	58	53
Rent in €/m <sup>2</sup>	25.5	18.5	15.1	19.7
Average monthly rent in €	1,276	965	873	1,043

OLAP 2024, data 2023

Cost of Living in Paris Region vs Greater London			
Category	Description	Paris Region	Greater London
Real Estate	Rent Per Month Apartment (1 bedroom) in City Center	€1,317	€2,668
Transport	Monthly Pass (Regular Price)	€88	€221
Food	Meal for 2 People, Mid-range Restaurant, Three-course	€70	€96
Health	Short visit to a private doctor	€30	€60
Sports	Fitness Club, Monthly Fee for 1 Adult	€33	€57
Leisure	Cinema, International Release, 1 Seat	€13	€17
Childcare	Preschool (or Kindergarten), Full Day, Private, Monthly for 1 Child	€705	€2,148
Childcare	International Primary School, Yearly for 1 child	€14,857	€25,120

Numbeo 2024, IDF Mobilites 2025, Ameli 2024, NHS 6/2024

## A Rich and High-Quality Care Offer

Paris Region is home to Europe's largest hospital network, AP-HP (Assistance Publique-Hôpitaux de Paris), which includes a comprehensive range of public hospitals, private clinics, and healthcare providers. France's healthcare system offers universal coverage to all residents, including foreigners, with funding sourced from taxes and salary contributions. The availability of bilingual doctors and easily accessible hospitals further improves healthcare accessibility.

Health-Care professionals in Paris Region						
	Practitioners*	General practitioners*	Specialists*	Dental Surgeons**	State-certified nurses	Pharmacists**
Total	72,788	22,554	50,234	9,953	86,284	13,402
% of France	21.5	17.9	23.6	22	15.3	18.3

Research, studies, evaluation and statistics Direction 2024; data 2024, 2023\*\* and 2022 \*

### The World's Favorite Tourist Destination

- **47.6 million** tourists including **21.8 million** international visitors (46%)
- **175 million** overnight stays, including **92 million** for international tourists (53%)
- **€21.8 Bn** in economic benefits, including **€13.8 Bn** from international tourists (63%)
- **35,664** businesses and **291,877 jobs** in accommodation and catering (private sector)

Choose Paris Region, 2024, Urssaf 2024, data 2023

### The largest offer in Europe of incomparable quality

- **2,455** hotels
- **162,990** rooms
- **77,506 rooms** in 2\* and 3\* hotels
- **67,569 rooms** in 4\* and 5\* hotels
- **67,3** million overnight stays in hotels <sup>(1)</sup>
- **12** Palace hotels in Paris

Insee, 2024, Choose Paris Region, 2024, data 2023 (1)

### An Unrivalled Cultural Offering

- **323** cinemas
- **322** theaters
- **1,034** public libraries
- **5** opera houses
- **58** foreign cultural institutes and centers (FICEP 2024)
- **42** million visitors in the top 15 cultural sites in Paris Region in 2023
- **8 million** visitors attending the **20 largest** exhibitions in Paris Region in 2023
- **104** parks, gardens and protected sites

Repères de l'activité touristique, Choose Paris Region (Visit) 2023, data 2022  
Ministry of Culture\_ Open data 2023, data 2023

**4,076**  
historic monuments

Ministry of Culture 2024, data 2024

### 5 UNESCO World Heritage Sites (2024)

- Palace and Park of Versailles
- Paris, Banks of the Seine
- Palace and Park of Fontainebleau
- The Medieval Town of Provins
- The Villa Savoye by the visionary architect Le Corbusier

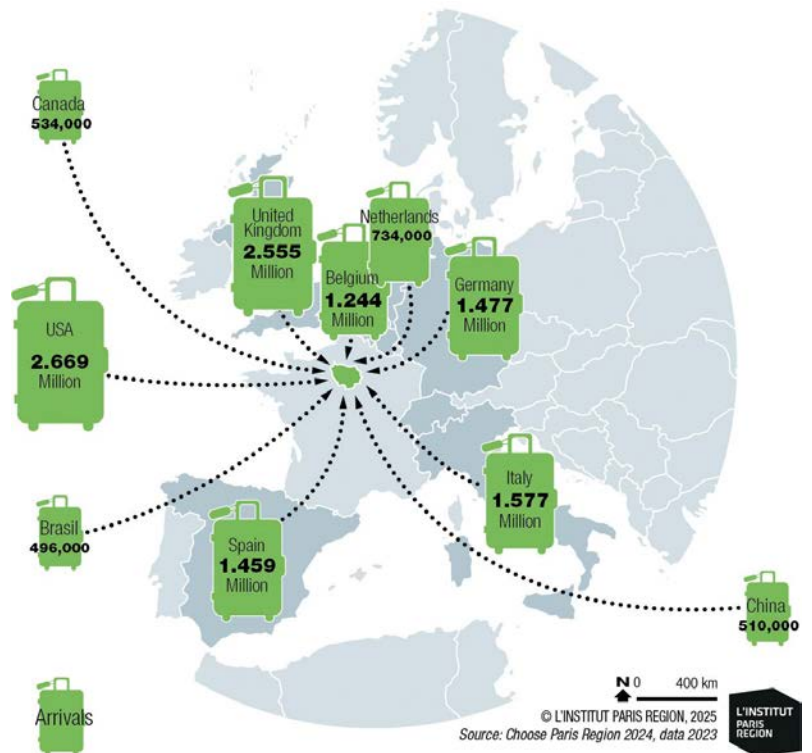
### A land of inspiration for filmmakers the world over

Paris Region offers a wide diversity of landscapes and architectural styles. Each of its 8 departments has its own unique identity, offering film and audiovisual professionals an unrivalled variety of settings. This unique historical heritage is also an unrivalled source of inspiration for directors and scriptwriters.

- Paris Region is a popular setting for the shooting of French and international films, series, and commercials
- The Region concentrates more than **11,000** shooting days, i.e. **70%** of the film shootings in France
- More than **40** shootings per day in the Region

CNC, Film Paris Region, data 2024

### Origins of Paris Region's Main International Tourists (2023)



International customers accounted for **21.8 million** of tourist stays in 2023. (**12.2%** from USA, **11.7%** from UK, **7.2%** from Italy, **6.8%** from Germany, **6.7%** from Spain...).

European tourists account for **57%** of international stays in Paris Region.  
Choose Paris Region, 2024, data 2023

### 4 of the Top 20 of EMEA's Most Visited Museums

- #1 The Louvre, world's most visited museum
- #6 Musée d'Orsay
- #15 Centre Pompidou
- #16 Cité des Sciences et de l'industrie

\* European Middle East Africa TEA / AECOM 2024

**191**  
Museums

Ministry of Culture, Open data 2025, data 2024

### Iconic Tourist Attractions

Most Visited Tourist Sites in Paris Region (number of visitors – 2023)	
Louvre Museum	8,900,000
Château de Versailles	8,400,000
Eiffel Tower	6,300,000
Orsay Museum	3,900,000
Pompidou Center	2,600,000
Cité des Sciences et de l'Industrie	2,300,000
Arc de triomphe	1,900,000
Fondation Louis Vuitton	1,600,000
Sainte-Chapelle	1,400,000
Musée du quai Branly - Jacques Chirac	1,400,000
Grande Halle de la Villette	1,300,000
Cité Médiévale de Provins	1,250,000
Musée de l'Orangerie	1,200,000
Musée de l'Armée	1,200,000
Petit Palais - Musée des Beaux Arts de Paris	1,200,000
Grande Galerie de l'Évolution	1,100,000
Musée Carnavalet	1,100,000

Choose Paris Region 2024, data 2023

## The World Capital for Shopping

(2024)

Paris is the international capital of fashion and creation. With its luxury boutiques, department stores, designer trends, concept shops, and outlets, Paris Region is a top shopping destination for both French locals and international tourists.

- **218** shopping centers, **≥ 5,000 m<sup>2</sup>** including Westfield Les Quatre Temps, Westfield Forum des Halles, the Carrousel du Louvre, Beaugrenelle, Bercy Village, La Vallée Village...
- **17** major department stores: Galeries Lafayette, Printemps, Le Bon Marché, BHV Marais...
- **10** factory outlets

Institut Paris Region – Nielsen  
TradeDimensions – Panoweb 2024

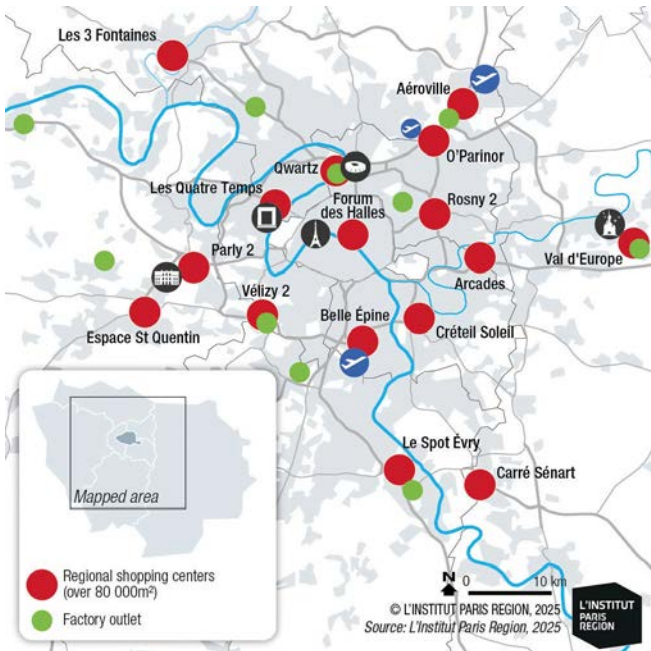
European High Streets Ranking June 2022/May 2023	
Average footfall in front of a shop	
Madrid - Gran Via	1,923,000
London - Oxford Street	1,014,000
Paris - Champs-Élysées	1,009,000
Milan - Vittorio Emanuele II	906,000
Antwerp - Meir	834,000
Amsterdam - Kalverstraat	726,000
Berlin - Kurfürstendamm	688,000

Cushman & Wakefield/Mytraffic - 2023

On average, **1 million** people pass in front of a typical Champs-Élysées store each month.

Cushman & Wakefield/Mytraffic - 2023 June 2022- May 2023

## Paris Region Major Shopping Centers



Cozy street near Boulevard San-Germain with tables of cafe in Paris © Adobe Stock

## A Distinctive Culinary Haven

(2023)

Paris Region is home to the Rungis National Interest Market (MIN), the world's largest fresh produce market for professionals. It provides a diverse range of food, horticultural, and decorative items, along with equipment for retailers and restaurant owners. As France's leading region for food consumption, the capital region has a population of **12.4 million** and attracts over **47.6 million** tourists annually.

Insee 10/2024 data 2021,  
Choose Paris Region, 2024

### Rungis International Market, the world's biggest fresh products market

- **€11.3 Bn** in turnover
- **18 million** consumers
- **1,230** companies
- **6,300,000** visitors
- **27,731** active buyers
- **3 million** tons of goods pass through every year, including **1.8 million** tons of food products

**234** ha of floor space  
The world's largest fresh produce market

Rungis, 2024 data 2022-2023

### Numerous culinary products are crafted in various towns of Paris Region and bear their names, such as...:

- Asparagus from Argenteuil
- Baguette, Ham, Mushrooms, Strawberries ... from Paris
- Beans from Arpajon,
- Beer from Brie, Gâtinais, Vexin
- Brie cheese from Meaux, Melun, Montereau, Nangis, Provins
- Cabbages from Pontoise
- Cherries from Montmorency
- Honey and Saffron from Gâtinais,
- Potatoes Belle de Fontenay
- Roses from Provins
- Peaches from Montreuil
- Peppermint from Milly-la-Forêt
- Poppies from Nemours
- Watercress from Méréville...

### Specialities Produced in Paris Region

Over **6,500** regional products are listed under the "Produit en Île-de-France" label (produced in Paris Region) and nearly **600** farmers and artisans are members of the "Produit en Île-de-France" brand.

Paris Region features fertile silty soils across valleys, plains, and plateaus, with cereals and oilseeds occupying nearly **80%** of its agricultural land.

Farmland covers almost **50%** of the Region.

Paris Region is:

- the leading French Region for the production of watercress and parsley,
- **3<sup>rd</sup>** for fibre flax,
- **4<sup>th</sup>** for sugar beet, hemp and starch potato hemp and potato starch

Nearly **15%** of farms are organic, with **667** producers, including **40%** in field crops and **33%** in vegetable production. **38,800 ha** of organic a in-conversion land in the Region, i.e. **7%** of the regional agricultural surface.

Chambre d'Agriculture d'Île-de-France, 2025

## An Effervescent Gastronomy Scene

Paris Region is home to an effervescent gastronomy scene with **35,664** restaurants, exceptional chefs, hotspots, international specialties, Parisian cafes, organic cafes, street food trucks, markets... there is something to suit all !

**35,664**  
Restaurants

URSAFF, 2024, data 2023

**137**  
Michelin-starred  
restaurants, incl.

**10\*\*\***  
**16\*\***  
**111\***

Guide Michelin, 2024

## Sports and Leisure Activities

- **19,051** sports clubs
- **2,4 million** sports club members
- **5,267** tennis courts
- **760** swimming pools
- **1,464** riding arenas
- **303** golf courses
- Soccer: **278,731** licenses
- Tennis: **247,051** licenses
- Judo: **101,702** licenses
- Golf: **69,125** licenses
- Riding: **89,862** licenses

Injep-MEDES / Recensement des licences sportives et des équipements sportifs data 2023, Ministère des sports, data 2025

A wide variety of nature sports facilities in Paris Region

- **12** leisure resorts
- **7,600 km** of hiking trails
- **2,120 km** of mixed roads or greenways for bicycling
- **13** swimmable lakes
- **1,140 km** of authorized shipping lanes
- **99,960 ha** of woods and forests open to the public
- **1,024** sites for the practice of nature sports: horseback riding, golf, climbing, tree climbing, etc.

IRDS 12/23, data 2021, BEV 2020

## Main facilities of international and national level

- Stade de France: **80,000** seats
- Parc des Princes: **48,000** seats
- Paris La Défense Arena: **40,000** seats
- National Golf: **30,000** seats
- Accor Arena: **21,000** seats
- Stade Jean Bouin: **20,000** seats
- Stade Charlety: **20,000** seats
- Stade Roland Garros: **30,000** seats on the 3 main tennis courts
- Stade Nautique Olympique d'Île-de-France: **10,000** seats

Data 2024

## Paris 2024 Olympic and Paralympic Games

The Paris 2024 Olympic and Paralympic Games brought together the highest level of global competition in **45** Olympic and **22** Paralympic sports during the summer of 2024; the equivalent of **67** world championships over four weeks.

The Games were a success in terms of organization:

- Hosting nearly **15,000** elite athletes,
- **25,000** media personnel,
- Selling over **12 million** tickets, attracting spectators from all over the world.
- + over **4 billion** viewers
- **45,000** volunteers were involved.

French athletes won **64** Olympic medals and **75** Paralympic medals. **41** medals were won by **70** athletes from Paris region.

- **22** Olympic medals by **46** athletes from Paris region (individual or team),
- **19** Paralympic medals by **24** athletes from Paris Region (individual or team).

Paris Region was the main hub for sporting events during the Paris2024 Olympic and Paralympic Games. The French capital featured **15** Olympic competition venues and **11** Paralympic venues.

During the period of the Games, Paris Region cemented its leadership as the world's top tourist destination, with strong peaks in activity: **over 4 million** tourists and **2.3 billion** in revenue.

Institut Paris Region, Choose Paris Region, Region Ile-de-France, 2024

## Iconic landmarks became sublime settings

Iconic locations like the Eiffel Tower hosted beach volleyball, while the Grand Palais showcased fencing and taekwondo beneath its glass roof. Archery took place on the Esplanade des Invalides, new disciplines such as skateboarding, breakdancing and BMX in front of the Concorde obelisk and more traditional events were held at the renowned Roland Garros and Parc des Princes stadiums.

## Some Popular Sporting Events

Every year, Paris Region hosts some **35** events in some **20** sports.

- Paris Open, Roland-Garros (Tennis): **633,000** spectators
- Schneider Electric Paris Marathon: **54,000** participants
- Qatar Prix de l'Arc de triomphe (Horse race): **31,000** spectators
- Rolex Paris Masters (Tennis): **176,500** spectators
- Paris Grand Slam (Judo): **24,000** spectators

Roland Garros, Qatar Prix de l'Arc de Triomphe, Rolex Paris Masters, 2024

## Top Events to Come in 2025

- Paris Open, Roland-Garros, 19/05-08/06/2025
- Paris Marathon, 13/04/2025
- Badminton World Championships, 25-31/08/2025
- Prix de l'Arc de Triomphe (horse racing) at Paris Longchamp, 05/10/2025
- Rolex Paris Bercy Masters, Tennis, 25/10-02/11/2025



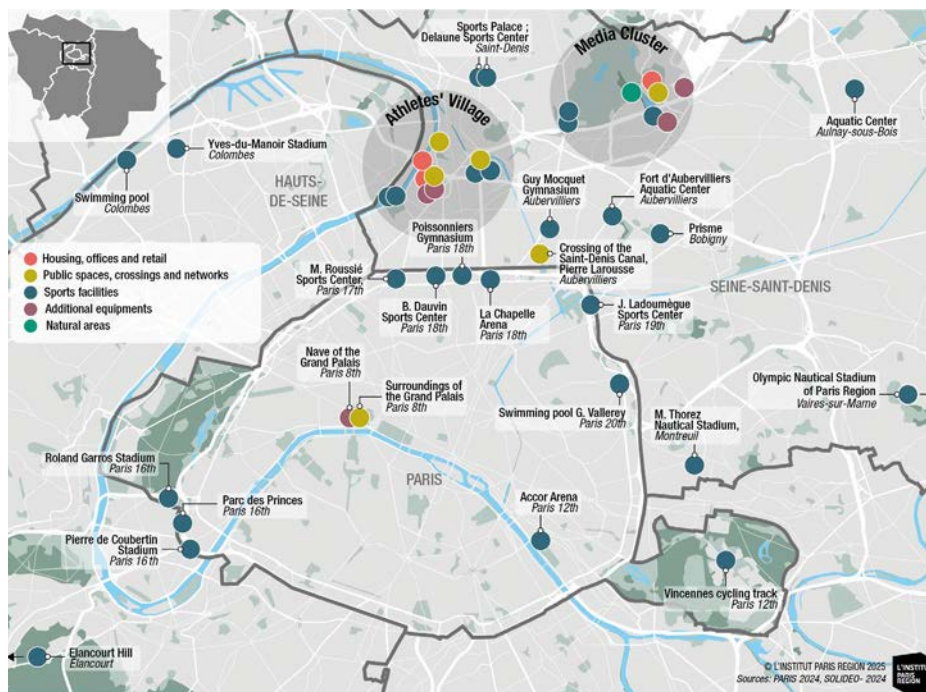
Stade de France, Paralympics Paris2024 © Christine Tarquis



Paris2024 La Vasque © Florence Humbert

Beyond Paris, four other counties – Yvelines, Hauts-de-Seine, Seine-Saint-Denis, and Seine-et-Marne – also played host to events. These included equestrian events in the Château de Versailles gardens, field hockey at the Yves-du-Manoir stadium, canoeing and rowing at Vaires-sur-Marne, rock climbing at Le Bourget, and athletics at the Stade de France in Saint-Denis. The Olympic Aquatic Center in Seine-Saint-Denis was the venue for diving, water polo, and artistic swimming.

2024 Olympic Sites in Paris Region and Legacy / Structures and layouts for the Paris2024 Olympics and Paralympics Sites in Paris Region



Paris 2024 Olympic and Paralympic Games: An exceptional legacy for Paris Region

Paris 2024 Olympic Games in Figures

- 10,500 athletes
- 41 competition venues
- 329 events
- 206 nations
- 28 sports (+ 4 additional sports)
- 9.7 million spectators
- 31,500 volunteers
- 4 billion viewers
- 350,000 hours of TV broadcast

Paris 2024 Paralympic Games in Figures

- 4,400 Paralympic athletes
- 20 competition venues
- 549 events
- 184 nations
- 23 sports
- 3.4 million spectators

360 experience of Paris Region

Paris Region has been seen by more than **3 billion** people and given **4 million** visitors the chance to personally embrace the wealth of French culture, food & drink and lifestyle and thus immerse themselves in a 360 experience of Paris Region.

Outside central Paris, **18 sports** were represented at **a dozen** competition venues in Seine-Saint-Denis, Hauts-de-Seine, Yvelines and Seine-et-Marne, making it easy to explore an area of over **12,000 square kilometers** by public transportation.

**29** days of competition, **28** sports represented and **over 200** nations participating. The Paris 2024 Olympic and Paralympic Games were the biggest event ever organized in France. The spectacle that unfolded during these weeks will go down in history, and Paris was the center of the world, of sport and of so much more. The Games were a popular and multicultural festival, a celebration to be shared with the rest of the world.

Venues

- 95% existing or temporary venues
- Of the 25 venues that hosted the events, **only 4** major new facilities were built: the Olympic Village, the Media Village, the Olympic Aquatics Center in Saint-Denis and the Porte de la Chapelle Arena.
- 90,000 hotel rooms within **10 km** of the city center

A Mobility Revolution

- **First in history:** 100% of venues accessible by low-carbon public transportation
  - **400 meters** maximum distance to a metro station from any location in Paris
  - **240** stations were made accessible, representing **95%** of train and RER traffic
  - **10** free shuttle bus routes to competition venues far from stations
  - **150** shuttles for wheelchair users
  - **1,000** buses to transport athletes and accredited officials
  - Modernization and construction of new infrastructure: Line 14 to Orly + modernized RER E, linking Saint-Lazare to La Défense in **11 min.**
- Île-de-France Mobilités, 2024

Structures and facilities (non-definitive count - early 2024)

- 2 mixed-use districts (housing, offices and shops)
- 20 public spaces, crossings and networks
- 34 sports facilities
- 10 other facilities
- 1 natural space

L'Institut Paris Region, Paris2024, Solideo, 2024

Impact

- **55%** smaller carbon footprint than London 2012
- Paris2024 media



© Paris 2024 - Raphaël Lafargue



Université Paris Saclay © Paris Saclay - Corinne Hameau

# Join Europe's Largest and Multicultural Talent Hub

## **A Dynamic and Diverse Population**

Paris Region boasts a vast, highly educated, and internationally diverse population, making it a highly attractive destination for people from all backgrounds.

Whether drawn by career opportunities, entrepreneurship prospects, or academic pursuits, the Region consistently draws people from around the world.

## **The Leading Hub for Education in Europe**

As Europe's largest hub for education, Paris Region hosts 810,000 students, the continent's largest student population. It is a center for top engineers, researchers, and scientists. Students benefit not only from exceptional academic programs but also from practical training that prepares them for seamless entry into the workforce upon graduation.

## **A Premier Destination for Top Talent**

The Region's prestigious universities and engineering schools are key attractions for companies looking to tap into a pool of highly skilled, internationally diverse professionals. Furthermore, Paris Region is home to world-renowned business schools offering a variety of programs, including Masters, MBAs, Executive Education, and summer courses, all available in English, making it a prime location for acquiring exceptional talent.

# A Young, Cosmopolitan and Talented Population

As the most populous region in both France and the EU27, the Paris Region is a prominent global hub, attracting a youthful and cosmopolitan population. Its rich cultural diversity plays a key role in shaping the dynamic energy it exudes today. Every day, students, entrepreneurs, researchers, and investors flock to the Region, drawn by the vibrant and stimulating environment created by its diversity.



© Adobe Stock

## Europe's Most Populous Region

**12.4 M**

inhabitants

Insee, 10/2024, data 2022

**2.8%** of the European Union's population

Eurostat 2024, data 2022

- Europe's most populous region, surpassing Lombardy, Greater London, Andalusia, Auvergne-Rhône-Alpes, Catalonia...
- Its population exceeds that of Belgium, Czech Republic, Greece, Sweden, Portugal, Hungary, Austria, Switzerland...

Eurostat 2024, data 2022, NUTS 2

**18.2%**

of France's population

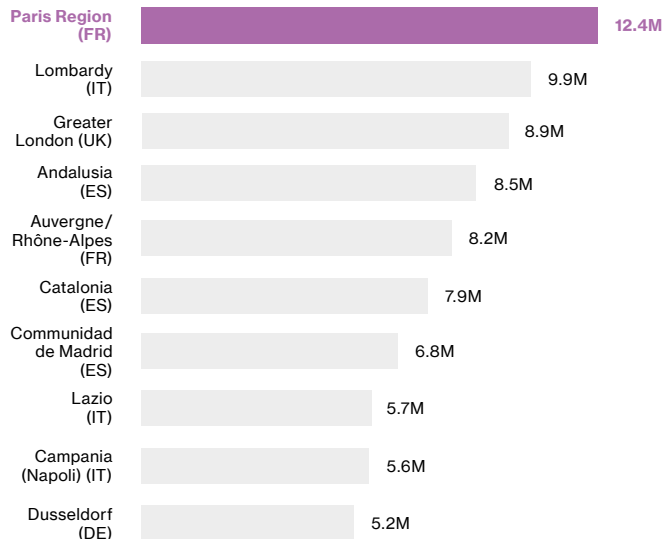
Insee, 12/2024, data 2022

**Over 21%** of Paris Region residents live in the **5** cities with over **100,000** inhabitants:

- Paris
- Boulogne-Billancourt
- Saint-Denis
- Montreuil
- Argenteuil

Insee 2024, data 2021

## Paris Region EU27's and UK's Most Populous Region 2023



Eurostat (NUTS 2), 2024 (data 2023), Greater London (inner and outer London), TrustforLondon <https://trustforlondon.org.uk/data/population-over-time/>, data 2022

## Paris Region by 2070: the youngest Region in Metropolitan France

**12.53 million** in 2070, if current demographic trends were to continue, an increase of about **300,000 inhabitants**

Insee, 12/2022 (data 2020)

Population change: average annual rate between 2016 and 2022: **0,3%**.

**44 000 inhabitants per year**

Insee 12/2024

Peak of the population in the 2040s

**12.55 M** inhabitants

Insee 2023

### A Young, Dynamic Population

Paris Region drives the largest share of population growth in metropolitan France and is the region where people enjoy the longest life expectancy in the country.

**40% of Paris Region's population is under 30, and 60% under 45**

Age	Paris Region		Metropolitan France	
	Total	Age group / Total Paris Region in %	Total	Age group / Total France in %
0-14	2,359,582	19.2	11,442,138	17.5
15-29	2,473,843	20.1	11,434,037	17.5
30-44	2,601,346	21.1	12,167,714	18.6
45-59	2,370,687	19.3	12,895,734	19.7
60-74	1,646,270	13.4	11,208,917	17.1
Over 75	865,551	7	6,356,673	9.7
<b>Total</b>	<b>12,317,279</b>	<b>100%</b>	<b>65,505,213</b>	<b>100%</b>

Insee 10/2024, data 2021

### Nativity and Mortality

- 154,000 births
- 77,000 deaths
- 12.4‰ birth rate (France: 9.9‰)

Insee 2024, data 2023

### Life Expectancy

- Women's life expectancy • 86.5 years (France: 85.7)
- Men's life expectancy • 81.8 years (France: 80)

Insee 2024, data 2022, 2023

### Fertility Rate by Region

With 1.82 children per woman, Paris Region is in the top 15 most fertile European Regions

- Brussels: 1.46
- Oberbayern : 1.45
- Noord-Holland : 1.36
- Berlin: 1.25
- Lombardy: 1.25
- Catalonia: 1.17
- Greater London\*: 1.15

Eurostat 2024, data 2022,

\*Office for National Statistics 2024, data 2022

**Top 5 EU27 + UK Regions counting young people between 25 and 29 years**

Paris Region (FR)	845,492
Greater London (UK)*	754,918
Lombardy (IT)	499,410
Andalusia (ES)	468,398
Catalonia (ES)	431,447

Eurostat 2024, data 2022; \* Office for National Statistics, 2021, data 2020

### A Cosmopolitan Population

Paris Region is a place where people from all over the world live, study, work, and visit.

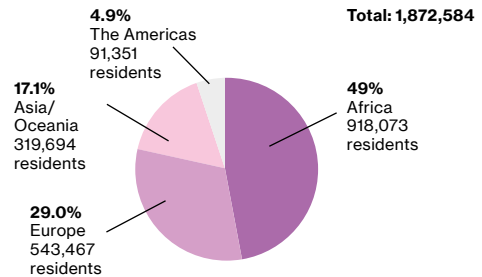


Insee 2024, data 2021



Insee 2024, data 2021

### Distribution of the International Population in Paris Region



Africa	918,073	Europe	543,467	Asia and Oceania	319,694	The Americas	91,351
Algeria	223,508	Portugal	219,379	China	71,983	Haiti	26,471
Morocco	160,263	Romania	57,903	Turkey	56,302	Brazil	15,003
Tunisia	94,726	Italy	55,845	Sri Lanka	41,906	USA	14,015
Mali	46,270	Spain	40,714	India	20,002	Colombia	10,674
Other nationalities from Africa	393,306	Poland	24,649	Pakistan	17,061	Canada	4,456
		United Kingdom	16,356	Other nationalities from Asia	106,086		
		Other nationalities from Europe	128,621	Oceania	1,906	Other nationalities from the Americas	20,732

Insee 2024, data 2021

# A Concentration of Highly Qualified Students

Paris Region provides a top-tier education system with an expanding range of programs tailored to meet the needs of international students and their families.

The Region's universities, engineering schools, business schools, and specialized institutions are globally recognized for their excellence, offering world-class education and ensuring that every student has access to the most suitable academic path.



© Adobe Stock

## The French Education System

The education system is managed by the French Public Education Authority.

School attendance is mandatory for children between the ages of 6 and 16.

Public pre-school programs are offered to children starting at 2 years old.

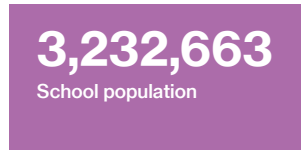
## Primary and Secondary Education (public and private)

**4,534** nurseries  
DREES/OSOL/BCL 2024, data 2022

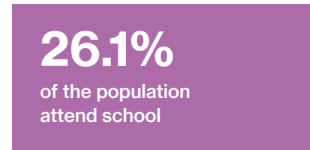
**6,273** public and private pre-schools and primary schools  
**1,263,215** students, incl.  
**91.1%** in public schools

**1,822 (public and private)** secondary and high-schools  
**1,098,924** students, incl.  
**81.5%** in public secondary and high-schools

Ministry of Education, Higher Education and Research, RERS 2024, data 2023

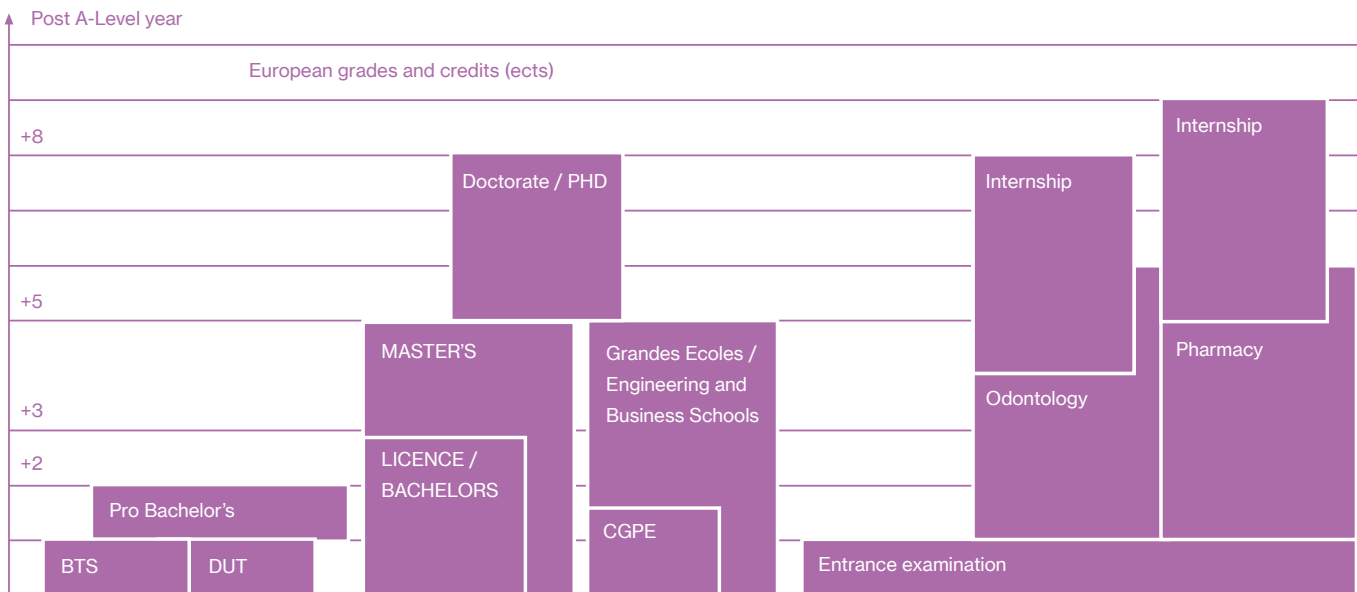


Ministry of Education, Higher Education and Research, RERS 2024



Ministry of Education, Higher Education and Research, RERS 2024, data 2023

## Higher Education



### A-Levels

MESR (French Ministry of Higher Education and Research) - BTS: Technical programs - DUT: University Diploma of Technology  
Grandes Ecoles: Engineering & Business schools - CPGE: class which prepares students to enter the Grandes Ecoles

## Highly Educated Students

**810,109**  
students

27.3% of France's student population

Including 383,664 students in Paris Region's public universities

Ministry of Education, Higher Education and Research, RERS 2024, data 2023

104 doctoral schools

Ministry of Research, Open data, 2024, data 2023

27,305 PhD students

39.2% of PhD students in France, incl. 11,765 international PhD students

53% of international PhD students in France

Ministry of Education, Open data 2024, data 2023-2024 / MESRI - DGESIP-DGRI - SIES / Système d'information SISE 2024, data 2023-2024

**45.2%**

of the adult population holds at least a bachelor's degree

Insee 2024, data 2021

**100,000**  
students in business schools

Ministry of Education, Higher Education and Research, RERS 2024, data 2023

16 Universities

79 "Grandes Ecoles" (elite schools) incl. 39 engineering schools

Dozens of business schools

Conférence des Grandes Ecoles 2025, data 2025

**50,000**

students in engineering schools

## Main Fields of Study in Paris Region's Public Universities

(in 2023-24)

Breakdown of the Students in Paris Region's Public Universities in 2023-2024		
Fields of study	Total students	% on total
Law, Political Science, Economics and Administration	82,863	21.6
Languages, Arts, Humanities and Social Sciences	176,994	46.1
Sciences	75,094	19.6
Sports	9,015	2.4
Health	39,698	10.3
<b>Total</b>	<b>383,664</b>	<b>100</b>

High Education and Research\_Open data , data 2023-2024

## Main Branches of Higher Education in Paris Region

(in 2023-2024)

LMD Licence, Masters and Doctorates (Bachelor's, Master's, and PhD): **383,664** incl. University programs in technology: **22,382**

Advanced technician programs: **84,058**

Preparatory classes for the

Grandes Ecoles: **26,588**

Engineering schools: **49,437**

Business schools, management and accounting: **98,931**

Other schools, incl. Paramedical and social schools: **172,248**

Ministry of Education, Higher Education and Research, RERS 2024, data 2023



Cité Internationale universitaire de Paris © Adobe Stock

With **7,000** rooms in **43** houses, including **28** country-specific houses, the Cité internationale universitaire de Paris is the largest accommodation site for French and international students and researchers in Paris Region, annually hosting **12,000** students, researchers, and artists from **150** different nationalities.

Rather than providing formal education, CIUP offers an innovative model of communal living.

Each year, around **1,000** cultural events are organized within these houses, each designed to facilitate life together in a vibrant international setting.

The campus emphasizes fostering academic success and the development of collaborative projects.

CIUP is experiencing a significant expansion, with 10 new houses planned to be built by 2025, adding **1,800** places to its existing **6,000**.

Cité Internationale universitaire de Paris 2024

Higher education in France is generally divided into Universities and Grandes Ecoles.

Universities are public institutions offering bachelor's, master's, and doctoral degrees, with no tuition fees.

Grandes Ecoles, which can be either public or private, are distinguished by their selective admission process. After high school, students must first complete a rigorous two or three-year preparatory program to take a highly competitive entrance exam. Those who succeed then study for at least three years at a Grand Ecole. Additionally, Grandes Ecoles offer postgraduate programs in fields such as business, finance, and engineering, often taught in English.

Beyond universities and Grandes Ecoles, Paris Region is home to various other higher education institutions, including specialized research institutes, American-style business schools, and schools for engineering, management, architecture, and art, along with hundreds of post-baccalaureate programs offered in both French and English.

### Exceptional Education with an International Outlook

Paris Region is home to numerous prestigious institutions, including top-ranked universities and Grandes Ecoles, featured in renowned international rankings such as the Financial Times and Shanghai (ARWU) rankings. This reputation draws students from across the globe, enriching the region with cultural and intellectual diversity. Companies in the area benefit from access to a highly skilled talent pool, ready to drive business growth. Additionally, the region offers a wide range of international schools, making it an ideal destination for expatriate families.

### Prestigious Universities

**4 of Paris Region's Universities are in the Top 100 best universities in the world (ARWU)**

- Paris Saclay University #12
- Paris Sciences et Lettres – PSL University #33
- Sorbonne University #41
- Paris University #60

Academic Ranking of World Universities, (Shanghai Ranking Consultancy), 2024 (2023)

**3 of the world's 30 best universities in Physics**

- Paris Saclay University #8
- Paris Sciences et Lettres – PSL University #21
- Paris Cité University #29
- Sorbonne University #31

Global Ranking of Academic Subjects (GRAS) (Shanghai Ranking Consultancy), 2024

**2 of the world's 6 best Universities in Mathematics**

- Paris Saclay University #2
- Paris Cité University #6
- Sorbonne University #11
- PSL University #30

Global Ranking of Academic Subjects (GRAS) (Shanghai Ranking Consultancy), 2024

**1 of the world's 20 best universities in Atmospheric Science**

- Paris Saclay University #20
- Sorbonne University #32
- Paris Cité University #41

Global Ranking of Academic Subjects (GRAS) (Shanghai Ranking Consultancy), 2024

### MBA's and Business Schools Financial Times Rankings 2024

#### Global MBA program

- INSEAD #2
- HEC Paris #12

#### 3 of the Top 10 Executive MBA programs (EMBA)

- ESCP Business School #2
- Trium: HEC/LSE/NYU:Stern #5
- INSEAD #9
- Skema Business School #13
- HEC Paris #18
- Essec Business School / Mannheim Business School #21

#### 5 of the Top 10 European Business Schools

- INSEAD #1
- HEC Paris #2
- ESCP Business School #5
- Edhec Business School #7
- Essec Business School #8

#### 5 of the Top 10 Masters in Management

- HEC Paris #2
- INSEAD #3
- Edhec Business School #4
- ESCP Business School #6
- Essec Business School #10



HEC © Ciprian Olteanu / WAVERLINE.COM

### Specialized Schools

**GOBELINS, the school of the image**  
**Best international animation school in the world**

International Animation School Ranking 2024

**ESMOD International, Paris**  
**#5 best fashion school in the world**  
**PCA - Paris College of Art #12**

CEOWORLD magazine, Fashion school ranking, Business of Fashion, 2024

**ESMOD International & Institut Français de la Mode**  
**The 2 Best French Fashion Design Schools in the World 2024 ranking**

The Business of Fashion 2024

### A Region Attracting International Students

**140,580**

international students in Paris Region

18% of students in Paris Region

Of these, **91,144** are in Paris Region's universities and similar institutions, which is **23.7%** of the Region's public university students.

**32%** of all international students in French higher universities and similar institutions.

MESRI - DGESIP-DGRI - SIES 2023, data 2021-2022

**59,638** international students are enrolled in Bachelor's, Master's or Doctoral programs.

**7,112** international PhD students, i.e. **26.5%** of PhD students in Paris Region.

MESRI - DGESIP-DGRI - SIES 2023, data 2021-2022

The cost of studying in France is among the lowest in the world, as for both French and foreign students, the government subsidizes tuition fees in higher public institutions.

#### International Students in Paris Region's Universities and similar institutions in 2023-2024

	Paris Region	France	% Paris Region / France
Africa	41,758	141,777	29.5
Americas	7,895	21,909	36
Asia	16,140	45,731	34.6
Europe	25,156	74,156	33.9
Others	195	440	43.4
All	91,144	284,879	32

MESRI - DGESIP-DGRI - SIES 2025, data 2023-2024

### A Growing Array of International and Bilingual Education Opportunities

Paris Region boasts a world-class education system, offering a wide range of international schools catering to over **23,000** foreign and French students, from preschool through to high school. Three public programs provide international education from primary through secondary levels: International Sections, European Schools, and Franco-German High Schools. Additionally, binational sections are available at the high school level. With nearly **120** schools featuring **216** International Sections (bilingual programs), binational sections, and the Franco-German school offering a bicultural education, students can benefit from intensive language immersion in **17** foreign languages, in both public and private institutions under contract.

#### Recent international school openings include:

- the European School in Paris-La Défense (Courbevoie) in 2019,
- International high-schools in Palaiseau (2021), in Vincennes (2024)
- and other upcoming private projects.

**50%** increase in the number of places in public and private international education under contract since 2015.

#### Numerous Curriculum and Diplomas

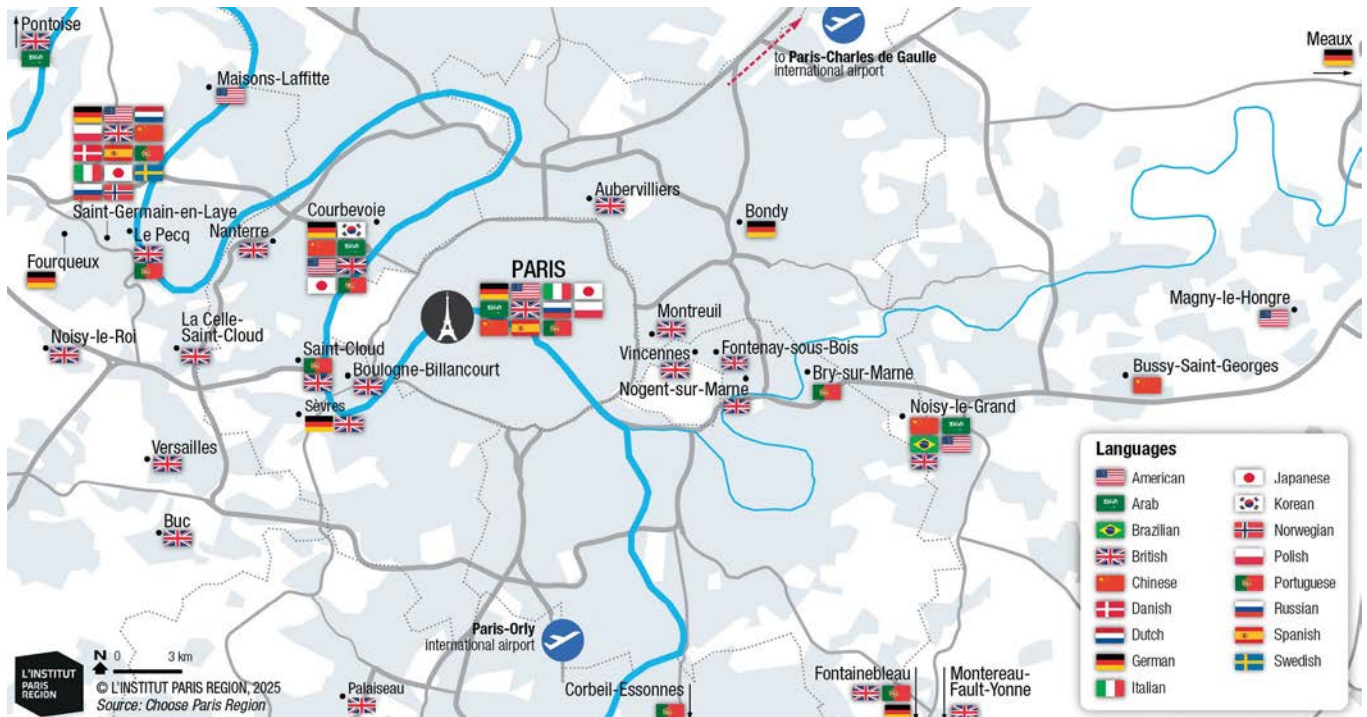
In addition, nearly **40** international private schools (under no contract with the French State and independently / privately funded), including well-known schools taking pupils to various international exams:

- British School of Paris
- American School of Paris
- International School of Paris
- Jeannine Manuel
- EIB Paris
- Marymount
- Deutsche Schule Paris
- Liceo Español Luis Buñuel, etc.

Diplomas in Paris Region	
European Baccalaureate	Courbevoie
International Baccalaureate (IB) diploma	Paris, Maisons-Laffitte, Saint-Cloud
A-Levels	Paris, Croissy-sur-Seine
US High School Diploma	Paris, Saint-Cloud, Verneuil-sur-Seine
ABIBAC - German Abitur Allgemeine Hochschulreife + French Baccalaureate	Paris, Combs-la-Ville, Le Raincy, Dourdan, Courbevoie, Enghien-les-Bains, Rueil-Malmaison
BACHIBAC - Spanish Bachillerato + French Baccalaureate	Paris, Noisy-le-Grand, Maisons-Alfort, Montigny-le-Bretonneux, Sartrouville, Dourdan, Bois-Colombes, Sceaux, Ermont, Pontoise, Palaiseau, Suresnes, Liceo italiano Leonardo da Vinci, Liceo Español Luis Buñuel, etc.
ESABAC - Italian Esame di Stato + French Baccalaureate	Paris, Saint-Denis, Saint-Maur-des-Fossés, Rambouillet, Massy, Bois-Colombes, Sarcelles
BFI - French Baccalaureate with an International Option	Paris, Buc, Courbevoie, Fontainebleau, La Celle-Saint-Cloud, Maisons-Laffitte, Nogent-sur-Marne, Noisy-le-Grand, Pontoise, Saint-Cloud, Saint-Germain-en-Laye, Sèvres, Versailles, Vincennes
Franco-German Baccalaureate	Buc

French schools with international sections follow the national French curriculum, offering an international section where some courses such as history, geography, and literature are taught in a language other than French.

#### 181 International Sections in 17 Different Languages



	ES	SS	HS		ES	SS	HS		ES	SS	HS
American	4	7	6	Dutch	1	1	1	Polish	1	2	2
Arab	2	5	4	German	6	8	4	Portuguese	3	8	4
Brazilian	0	1	1	Italian	2	4	2	Russian	1	2	1
British	10	26	16	Japanese	3	3	2	Spanish	2	3	2
Chinese	7	7	6	Korean	1	1	0	Swedish	1	1	1
Danish	1	1	1	Norwegian	1	1	1				

Paris Region's International Education Guide: [internationaleducation.parisregion.eu](http://internationaleducation.parisregion.eu)

ES: Elementary schools - SS: Secondary schools - HS: High-schools - Ministry of Education, 2022/2023

# A World-Class Talent Pool

With a sizable, educated, and globally diverse workforce, Paris Region stands out as an optimal destination for acquiring highly skilled talent. Renowned universities and engineering schools in the Region serve as a significant draw for companies seeking recruitment opportunities. Boasting a rich, diversified, and remarkably resilient job market, Paris Region contributes nearly a quarter of all French jobs. The Region's talent pool, characterized by its cultural diversity, ensures a global influence.



© Adobe Stock

## A Breeding Ground for Talents

**6.8 M**  
Jobs

INSEE, 2024, data 2022

**6.3 M** salaried jobs  
**0.5 M** non-salaried jobs  
Insee 2024, data 2022

Executives' average annual net salary: **€63,432**  
Insee 2024, data 2023

**23.2%**  
of all jobs in Metropolitan France

INSEE, 2024, data 2022

Average annual net salary: **€41,964**  
Insee 2024, data 2023

**6,9%** Unemployment rate  
Insee 2024, data T2/2024

**34.2%**  
of all French executives

INSEE, 2024, data 2021

**87.9%** jobs in Services  
**6.5%** in Industry  
**5.5%** in Construction  
**0.1%** in Agriculture  
Insee 2024, data 2022

Paris Region's Active Population by Profession		
Managerial and highly-skilled occupations	1,857,249	30.0%
Service workers, sales, and administration	1,560,747	25.2%
Skilled and mid-level employees	1,551,083	25.0%
Laborers	809,662	13.0%
Skilled tradesmen and business directors	316,055	5.1%
Farm, fishing and forest operators	4,881	0.1%
Other	98,547	1.6%
<b>Total active population (15-64 years old)</b>	<b>6,198,223</b>	<b>100%</b>

Insee 2024, data 2021 - Total population 15-64 years

**Paris Region offers the largest employment pool in Europe, ahead of Auvergne – Rhône Alpes, South Holland, Catalonia, Oberbayern, North Holland...**

## Characteristics of the population in Paris Region

**Ages 15-29**  
17.5%



Insee 2024, data 2021

**Women**  
51.7%



Insee 2024, data 2021

**University graduates**  
45.2%



Insee 2024, data 2021

**Executives 25 - 54 years**  
29.1%



Insee 2024, data 2021

**Foreign population**  
15.2%



Insee 2024, data 2021

## Employment growth in Paris Region

**+56,600**

jobs per year in Paris Region between 2019 and 2023

The Region gained **283,000** jobs between 2019 and 2023.  
INSEE, 12/2024

## A Highly Qualified Workforce in Science and Technology

### Paris Region, #1 EU27 Region in

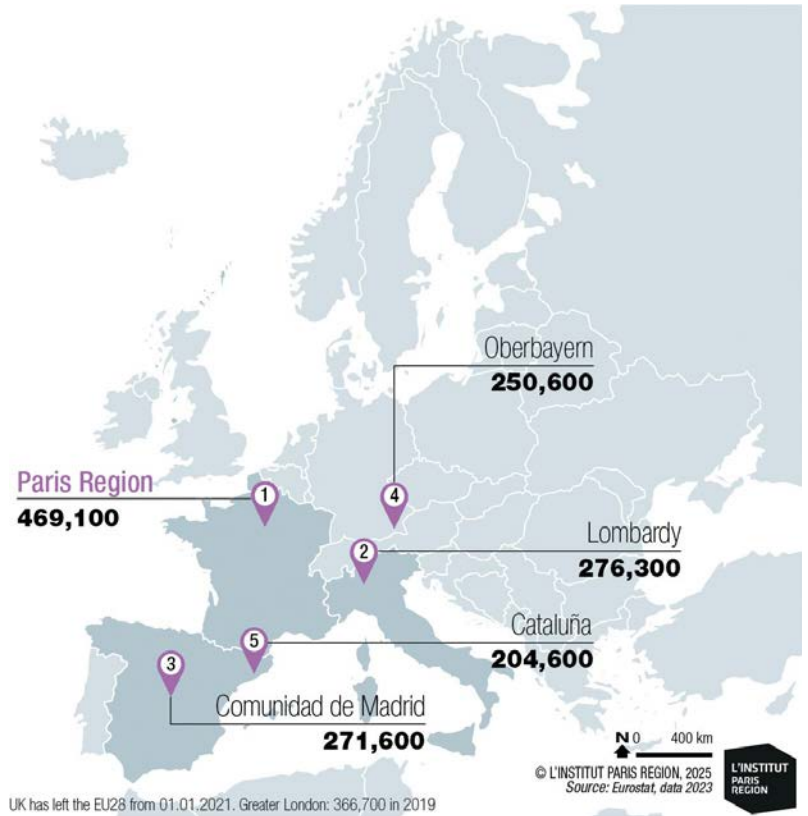
- Scientists and engineers: **823,500**
- People employed in science and technology: **2,989,200**

Eurostat 2024, data 2023

Sites and salaried jobs by aggregate industry and size at the end of 2022		
Business sector	Sites	Jobs
Agriculture, forestry and fishing	1,965	5,722
Industry	18,623	431,865
Construction	52,254	347,617
Trade, transport, various services	370,721	3,891,407
Public administration, education, health, and social action	44,465	1,609,383
<b>Total</b>	<b>488,028</b>	<b>6,285,994</b>

Insee 2024, data 2022; Flores (Fichier Localisé des Rémunérations et de l'Emploi Salarie) en géographie au 01/01/2024

## EU27 Top 5 Regions for People Employed in High-technology sectors (high-technology manufacturing and knowledge-intensive high-technology services) by NUTS 2 regions (2023)



**496,500**

jobs in information and communication

**430,700**

jobs in industry

**346,500**

jobs in financial and insurance services

Insee 2024 data 2022

### Sector Breakdown of Business Sites and Jobs in Paris Region

Business sector	Sites	Jobs
Scientific and technical activities; administrative and support services	111,799	1,175,575
Trade of automotive vehicles and motorcycles	84,501	768,031
Construction	52,254	347,617
Accommodation and food	44,679	358,356
Public administration, education, health, and social action	44,465	1,609,383
Other service activities	43,937	279,438
Information and communications	31,902	496,467
Financial and insurance activities	20,144	346,480
Transportation and storage	18,286	383,215
Real Estate	15,473	83,845
Manufacturing of other industrial products	8,849	153,936
Manufacturing of food products, beverages, and tobacco products	6,280	60,531
Agriculture, forestry and fishing	1,965	5,722
Extractive industry, energy, water, waste management and decontamination	1,867	85,975
Manufacturing of electrical, electronic and computer products, machinery, and equipment	1,348	62,233
Manufacturing of transportation equipment	270	67,947
Coking and refining	9	1,243
<b>Total</b>	<b>488,028</b>	<b>6,285,994</b>

Insee 2024, Flores en géographie au 01/01/2024, except Defence, and self-employed, A17, End 2022

# The Best Place in Europe to Source Researchers, Scientists...

Paris Region is a globally recognized hub for innovation, housing 40% of France's R&D researchers across public and private research centers and institutions. Companies can tap into a vast pool of PhD students, researchers, scientists, and engineers to drive their operations and innovation within the region.



© Photothèque EPA Paris-Saclay

## #1 in Europe for its R&D Workforce (2022)

### The largest R&D talent pool in Europe

Paris Region R&D workforce

**120,157**

including

**90,083**

researchers

**3.7% and 5.7%** of EU27 R&D employees and researchers

**39.1%** of French R&D employees  
**43.1%** of the researchers in France

Ministry of Education, Higher Education and Research, 2024, data 2022

R&D talents such as professors, researchers, engineers, technicians, and support staff work in universities, Grandes Ecoles, public institutes, and companies.

The proportion of R&D researchers and engineers (including PhD students) in the total R&D workforce is particularly high in Paris Region (75%).

### World-renowned technological and scientific expertise

The Region has an internationally recognized reputation for research and development, with its researchers receiving numerous awards and honors.

Paris Region is home to some of the world's most renowned mathematicians, including multiple recipients of the Abel Prize and Fields Medal.

**34**

Nobel Prizes

The two most prestigious awards in mathematics

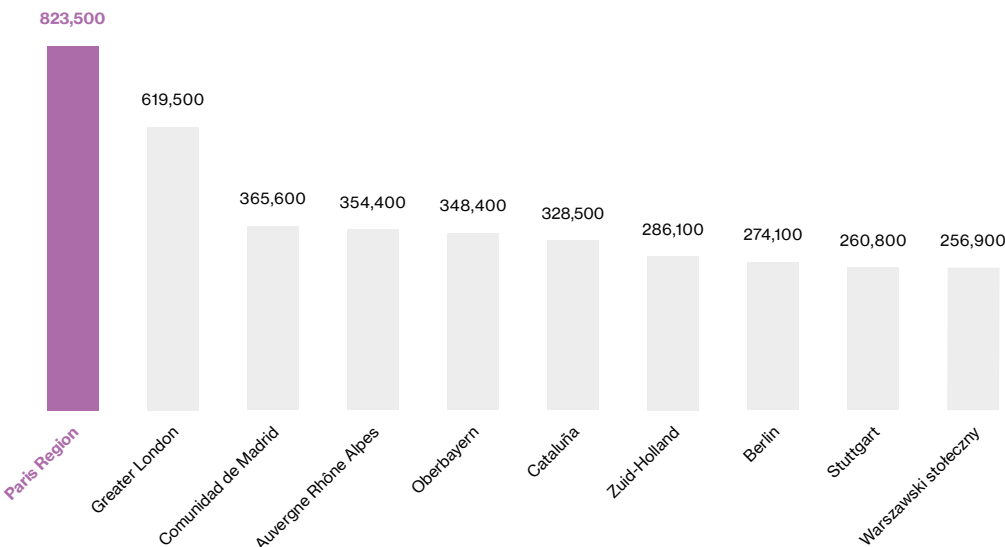
**4**

Abel Prizes

**11**

Fields Medals

## Paris Region, the best place in Europe to source Scientists and Engineers



Eurostat, Scientists and engineers, Eurostat 12/2024, data 2023, NUTS 2 (Greater London = Inner + Outer London, data 2019)

## A Concentration of National Scientific Power

**27,305** PhD students, i.e. **39.2%** of PhD Students in France, including **11,765** international PhD students in Paris Region, i.e. **53%** of international PhD students in France

Ministry of Education, Open data 2024, data 2023-2024 / MESRI - DGESIP - DGRI - SIES / Système d'information SISE 2024, data 2023-2024

**6,050** international researchers  
**37.7%** of international researchers in France

Eurostat, 2024, data 2023

The highest number in EU of:

- Scientists and engineers,
- Persons employed in Technology and Knowledge-intensive sectors, in science and technology

Eurostat, 2024, data 2023



© EPA Paris-Saclay \_ Altlicic

# Grow Your Business in Europe's Premier Hub for Business and Innovation

## **A Business Powerhouse**

Strategically located at the heart of Europe, Paris Region provides companies with access to a market of over 500 million customers across European cities. With a high concentration of French and international corporate headquarters, startups, and mid-sized businesses, it serves as a dynamic hub for business activity.

## **An Ideal Environment to Grow and Succeed**

Driven by entrepreneurship, innovation, and exceptional performance, Paris Region offers a thriving ecosystem for companies to expand across diverse industries and sectors. Numerous opportunities are available within multidisciplinary technological hubs and networks.

## **A Hub for Global Trade**

At the crossroads of European and global commerce, Paris Region stands as a premier economic center, central to international trade. In 2022, the Region hosted over 700 business events, highlighting its prominent role in the global business landscape.

## **A Renowned Scientific Region**

Paris Region excels in Research and Development, showcasing its potential and the innovative capacity of its ecosystem with top-ranked high-tech clusters and research centers.

## **A Forward-Thinking Region**

Paris Region, host of the 2024 Olympic and Paralympic Games, is at the heart of major infrastructure and construction projects, offering exceptional opportunities for businesses and investors. The end of the Games marks the beginning of a lasting legacy, both tangible and intangible, with long-term impact. The region is becoming increasingly sustainable, inclusive, and attractive, improving mobility for both residents and visitors. Opportunities are abundant, and Paris Region has more to offer than ever before.

# Your Business Hub in Europe

Paris Region stands as Europe's top economic powerhouse, driven by a wealth of talent, investment, and business prospects. It is also a key player in R&D, both within Europe and globally. International entrepreneurs and investors highlight the Region's cutting-edge innovation, dynamic startup ecosystem, and skilled workforce as key factors in their choice to establish operations in Paris Region.



© Paris La Défense

## A Dynamic and Fast-Growing Region

Paris Region is the largest economy in France, contributing **30%** of the nation's wealth and **5%** of the EU's GDP.

Its economic output is on par with that of the Netherlands and surpasses that of Poland, Belgium, Sweden, and Austria.

Europe's highest concentration of Fortune Global **500** corporations

The economic vitality of Paris Region is fueled by its strategic location at the core of the global economy.

With a highly diversified economy, the Region hosts a range of industry leaders, innovative startups, SMEs, mid-sized enterprises (ETIs), and large corporations, many of which are global leaders in their respective sectors.

**GDP**  
**€783 Bn**

GDP per job  
**€114,476**  
INSEE 2024, data 2022

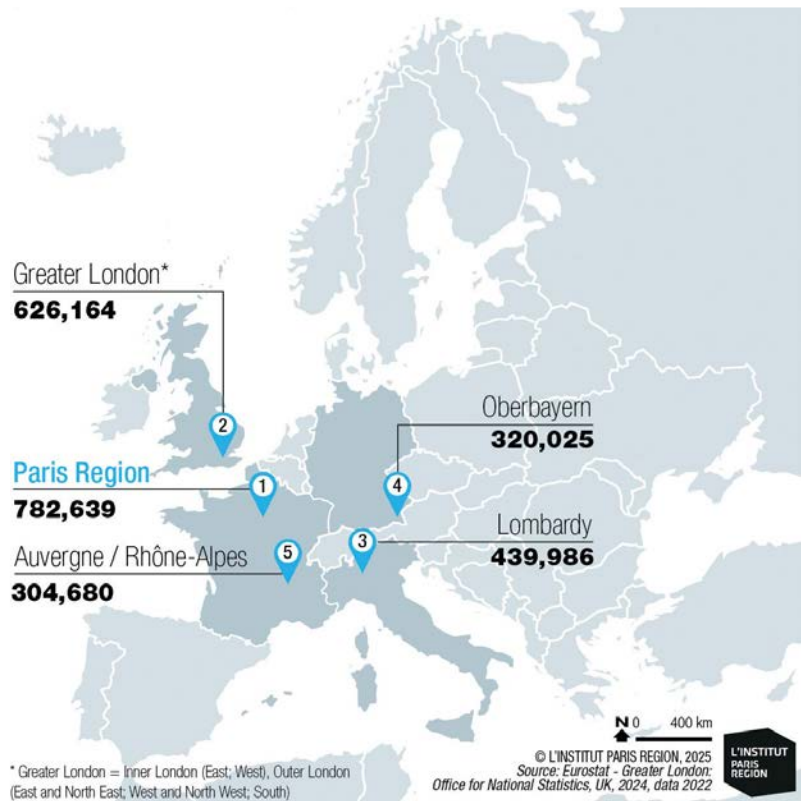
**30%**  
of France's GDP

GDP per capita  
**€63,256**  
INSEE 2024, data 2022

**5%**  
of EU27 GDP

Eurostat, Insee 2024, data 2022

## Top 5 European Regions for GDP (million euros in 2022)



## A Massive Consumer Marketplace

Access to **450** million EU27 consumers and around **745** million European consumers  
**12.3** million inhabitants,  
**47.6** million tourists

Eurostat, Insee, Choose Paris Region, Worldometers 2024, data 2023

- Paris Region is part of :
- The European Union
  - The Schengen area
  - The Eurozone

### A Business Powerhouse

The core strength of Paris Region's economy stems from its dense network of jobs, corporate headquarters, small and medium-sized enterprises, and startups.

The Region hosts all of France's largest companies (with over 1,500 employees) as well as numerous international firms.



INSEE 2025, data 2022, Commercial activities, excluding agriculture

**1,336,925** sites (INSEE 2025, data 2022)

**295 726** new businesses created in 2023 (INSEE 2024, data 2023)

### Startups / Unicorns

Paris Region offers a wide range of incentives and support programs, making it an appealing destination for European entrepreneurs and technology startups.

In 2024, Paris Region accounts for **67%** of investments in value in France: **€5.2** billion for 370 deals EY, 01/2025

Paris Region accounts for almost half of all French start-ups and **60%** of all jobs created by 2023. Numeum, 2024, data 2023



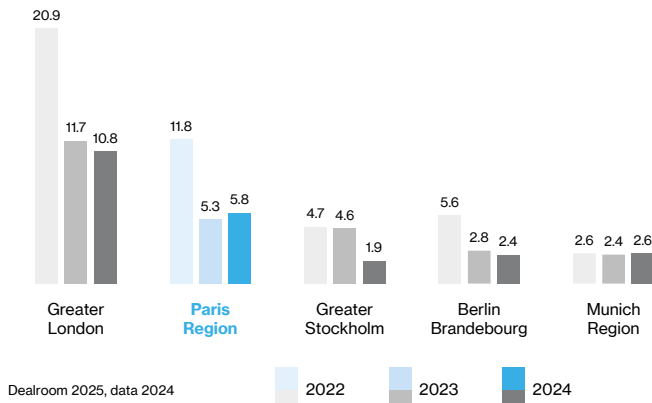
Dealroom 2024, data 2023



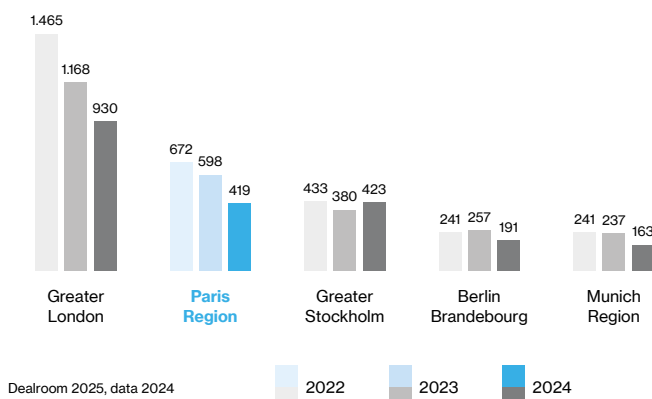
Dealroom 2025, data 2024

Paris Region **#10** startups ecosystem in the world **#2** in Europe, top EU city **2** overperforming industries: Ecommerce & Retail and Fintech Startup Blink, 2025

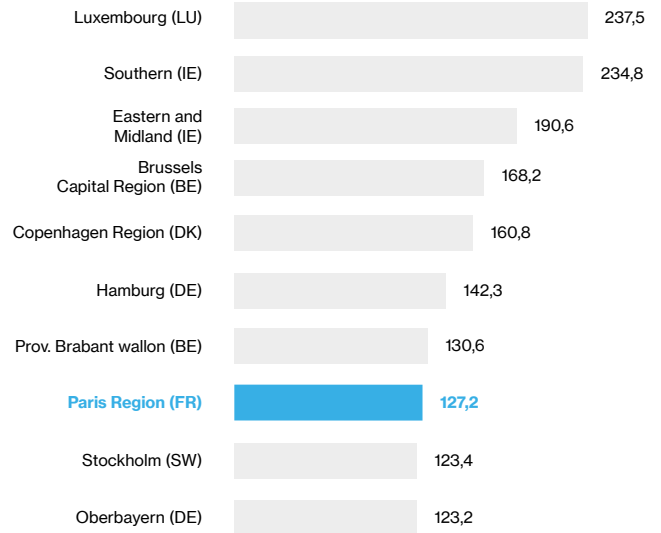
### Top 5 European startup hubs by VC investment(\$B), 2022/2024



### Top European Hubs by Number of Deals, 2022/2024

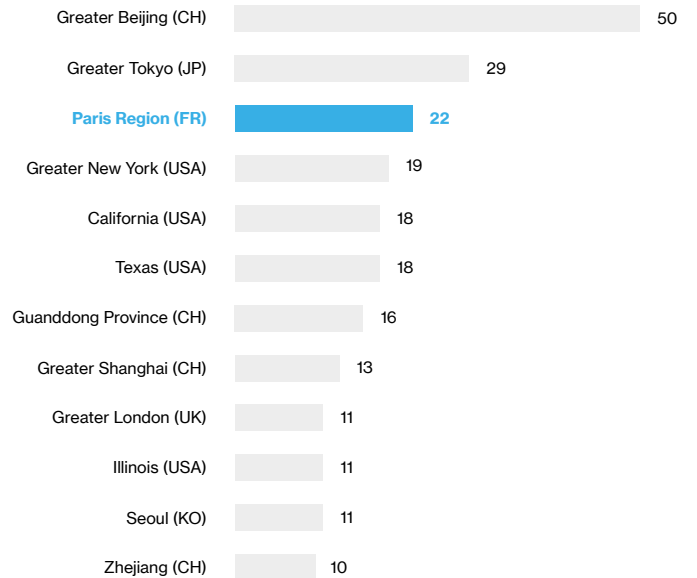


### EU's Labor Productivity



Apparent Labor Productivity - Source: Eurostat GDP in million euros 2022 (NUTS 2) divided by total number employed 15 years old and over (2022)

### Paris Region, Europe's Highest Concentration of Fortune 500 Global Corporate Headquarters



Fortune Magazine, Global 500, July 2024  
Ranking by metropolitan Regions. Estimates Choose Paris Region

Top 10 Corporate Headquarters in Paris Region - Fortune Global 500		
	Revenue in million dollars	Total workforce
TotalEnergies	218,945	102,579
Electricité de France	151,040	171,863
BNP Paribas	130,076	182,656
Société Générale	99,163	124,089
Crédit Agricole	93,358	75,125
Christian Dior	93,136	197,141
Carrefour	91,790	305,333
AXA	90,405	94,705
ENGIE	89,257	97,297
Groupe BPCE	73,774	97,835

Fortune Magazine, Global 500, July 2024

### An Attractive Region for Foreign Companies

(2023)

Paris Region is the top destination in France for foreign businesses and hosts more international companies than any other region. It also drives entrepreneurship, accounting for one-third of all new business creations in the country.

#### Europe's #1 Region for Major Foreign Companies

**16,560**  
Sites Depending on a Foreign Company

**573,000**  
jobs, 1 out of 6 in Paris Region (16.2%)

INSEE 2022, data 2018

95 nationalities are represented among foreign companies based in Paris Region, reflecting the Region's international outlook and the presence of two world-class airports...

153,200 jobs in the Region are controlled by American groups, twice as many as by German investors (76,400).

42% of British-managed jobs, 40% of American-managed jobs and a third of Japanese-managed jobs in France are located in Paris Region.

Foreign presence is higher in the service sector than in industry in Paris Region.

Paris Region accounts for 74% of foreign-managed jobs in the real estate activities and 60% in the financial and insurance activities sector.

INSEE 2022, data 2018

#### 2023 FDI Arrivals

410 foreign direct investments (fdi) from 43 countries, representing nearly 11,212 jobs in the long term.

#### Main continents of origin

- 200 fdi from European groups, 4,824 jobs (43%)
- 120 fdi from American groups, 5,146 jobs (45.9%)
- 55 fdi from Asian and Oceanian groups, 281 jobs (3.4%)
- 25 fdi from other countries (Africa, Middle East) 348 jobs (3.2%)

#### Paris Region, gateway to European markets, strengthens its position in high value-added investments attracted by local talent

- 56.6% of projects and 57.1% of jobs are generated by decision-making centers and business services
- Business services: 3,771 jobs
- Decision-making centers: 2,637 jobs
- Logistics: 1,430 jobs
- Production: 1,088 jobs
- 60% of jobs are the result of expansions (compared with 59% in 2022)
- 63% of fdis are creations (versus 67% in 2022)

Choose Paris Region, 2024, data 2023

#### Main countries of origin by number of jobs

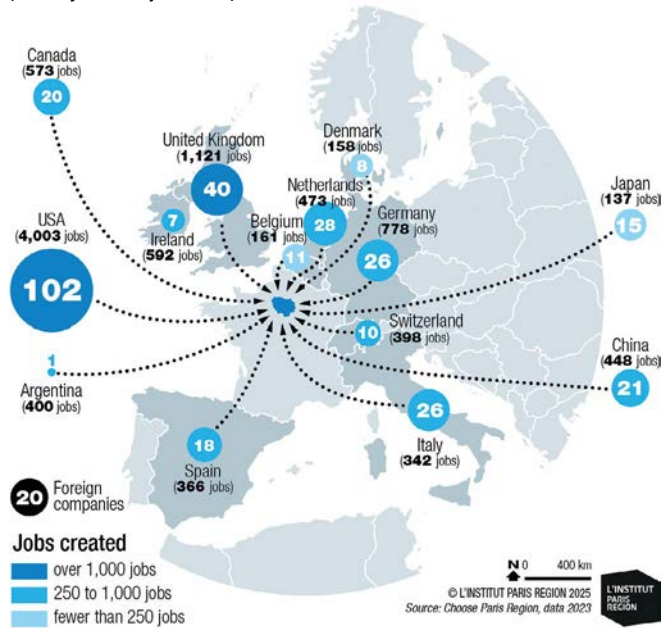
Choose Paris Region, 2024, data 2023

Countries of origin	Companies	%	Countries	Jobs created	%
USA	102	24.9%	USA	4,003	35.7%
UK	40	9.8%	UK	1,121	10.0%
Netherlands	28	6.8%	Germany	778	6.9%
Italy	26	6.3%	Irlande	592	5.3%
Germany	26	6.3%	Canada	573	5.1%
China	21	5.1%	Netherlands	473	4.2%
Canada	20	4.9%	China	448	4.0%
Spain	18	4.4%	Argentine	400	3.6%
Japan	15	3.7%	Suisse	398	3.5%
Belgium	11	2.7%	Spain	366	3.3%

### Foreign Direct Investments in Paris Region:

#### Main Countries by Business Origin and Jobs Created in 2023

(ranked by number of jobs created)



#### Top Major Paris Region companies dependent on foreign groups (based on salaried workforce)

Country	Company	Salaried workforce
USA	EURO DISNEY	17,702
Luxembourg	ARCELORMITTAL FRANCE	7,340
Sweden	H&M HENNES & MAURITZ	6,886
Luxembourg	CONFORAMA	6,320
Luxembourg	S F R	5,747
Canada	CLUB MED	5,009
Great Britain	IMPERIAL TOBACCO LA ROMANA	4,807
USA	SYSCO	4,229
USA	IBM	3,276
Netherlands	KNDS FRANCE	3,166
Finland	NOKIA	2,826
Netherlands	TECHNIP ENERGIES FRANCE	2,612
Luxembourg	ARCELORMITTAL	2,602
Qatar	PRINTEMPS	2,483
Great Britain	COURIR FRANCE	2,412

Diane 2025



© Paris2024-Raphael Vriet

# Strong Expertise Across Key Sectors

## In Services and Industry

Paris Region's diverse economic landscape is home to a wide range of companies, particularly in its most innovative sectors. Renowned globally, the Region is recognized for its deep expertise and specialized knowledge in both services and industry.

As a world leader in financial services, aerospace, and defense, Paris Region is also at the forefront of artificial intelligence, new mobility, space technologies, smart cities, cleantech, and green energy. Additionally, it is celebrated internationally for its cutting-edge research in healthcare and life sciences, as well as in information technology, digital transformation, creative industries, logistics, agri-food, cosmetics, and many other sectors.



### Aerospace and Defense

Airbus Group, Dassault Aviation, Safran, Arianespace, European Space Agency, ALE France - Alcatel-Lucent Enterprise




### Automotive, Logistics, Mobility, Transportation

Renault Group, Stellantis, Continental, Faurecia, Valeo, ...  
Air France-KLM, DHL, FedEx, GEFCO, Geodis, Groupe ADP, La Poste, Haropa Port, RATP, SNCF, Sogaris, Systra, Transdev...



### Commerce / Retail

Amazon, Bon Marché Rive Gauche, Carrefour, FNAC, Galeries Lafayette, H&M, Ikea, Marionnaud, Metro, Printemps, Uniqlo, Zara...



### Food Industry / FoodTech

Danone, Finatis, Kraft Foods, Nestlé, Pernod Ricard, Agrana Fruit France, Coca-Cola, Grands Moulins de Paris, William Saurin...  
Innovorder, Anycommerce, Rungis International Market...



### Business Services

Accenture, CapGemini, EY, Gide Loyrette Nouel, KPMG...



### Healthcare and Life Sciences

AstraZeneca, Bristol-Myers Squibb, GlaxoSmithKline, Guerbet, Johnson and Johnson, Lilly, Merck, Novartis, Pfizer, Roche, Sanofi, ...



### Fashion, Design, Luxury Goods

Cartier, Chanel, Hermes, Christian Louboutin, Kering (Gucci, Saint Laurent, Bottega Veneta, Balenciaga, ...), LVMH Moët Hennessy Louis Vuitton...



### IT and Digital Economy

Apple, Altice France, Atos, Cisco Systems, Dassault Systèmes, Free, Fujitsu, Google, Horiba, Huawei, IBM, Meta, Microsoft, Motorola, Nokia, Oracle, Orange, Philips, Safran, SAP, Siemens, Sony, Thales, Vivendi, ZTE...



### Cleantech, Energy, Smart Building

Air Liquide, EDF, ENGIE, Orano, Schneider Electric, Enedis, RTE...  
Siemens, Suez Eau France, TotalEnergies, Électricité et Gaz France, Veolia...  
Bouygues Energies & Services, Eiffage, GA Smart Building, Vinci...



### Financial Services, Insurance

Bank of America, Barclays, BNP Paribas, BPCE Group, CIC, Citybank, Crédit Agricole, European Bank Authority (EBA), Euronext Paris, Goldman Sachs, JP Morgan, HSBC Asset Management, La Banque Postale, Morgan Stanley, SG, Axa, Allianz, CNP Assurances, Generali...



### M.I.C.E.\*

Comexposium, RX France, VParis...  
Disneyland Paris...

\*Meetings, Incentives, Conventions, Exhibitions



### Tourism, Hotels, Catering

Accor, Club Med, Elior Group, Louvre Hotels Group, Lucien Barrière Group, Marriott International, Pierre & Vacances-Center Parcs Group, Sodexo ...

## Paris Region, Cradle of Industry

Paris Region boasts a diverse industrial landscape, featuring advanced sectors such as automotive, aeronautics, printing, electronics, pharmaceuticals, and food processing. These industries significantly influence the Region's environment, with key areas including the Seine Valley (automotive), La Défense (business), Saclay (science), La Plaine-Saint-Denis (film production), as well as the Rungis International Market and the Port of Gennevilliers, both central to logistics.

# Paris Region, a Driving Force in Innovation

Recognized both in Europe and globally, Paris Region is a dynamic innovation hub. Its diverse economy thrives with cutting-edge tech clusters and research centers, fostering exciting opportunities for cross-sector collaborations.

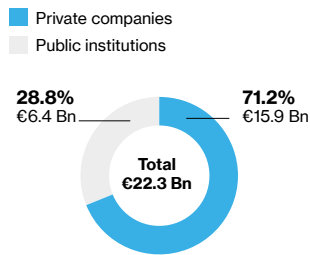
The Region's strong track record of successful patent applications from top French institutions solidifies its position as one of the world's most innovative areas. These groundbreaking innovations span a wide range of sectors, including energy, software, environmental science, agriculture, AI, pharmaceuticals, biotechnology, and beyond.



© EPA Paris-Saclay \_ Altlicic

## #1 R&D Region in Europe (2022)

The highest amount of R&D expenditure in Europe



6.3% of EU27 and 37.9% of French R&D expenditure  
2.83% of Paris Region's GDP

Ministry of Education, Higher Education and Research 12/2024, Eurostat 2024, data 2022

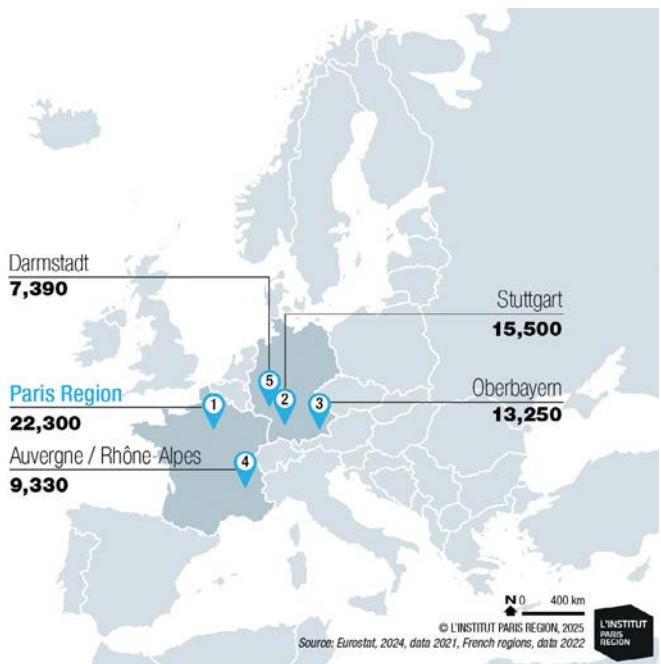
40.8% of R&D expenses made by private companies in France  
32.2% of R&D expenses made by public institutions in France

Ministry of Education, Higher Education and Research 12/2024, data 2022

In Paris Region, 70% of R&D spending is carried out by companies.

Ministry of Education, Higher Education and Research 12/2024, data 2022

## #1 in Europe for R&D Expenditure (millions of euros in 2021-2022)



## At the Forefront of Innovation

Paris:

- #12 largest science and technology cluster, in the world
- #1 in Europe

Global Innovation Index, Cornell University, INSEAD, WIPO, 2024

### Patents and Publications

4,776 patents filed, 45% of the patents filed in France  
INPI 2024, data 2023

Paris:

- #4 most innovative city in Europe
- #14 in the world,
  - Innovation: 10<sup>th</sup>
  - Talent Concentration: 22<sup>nd</sup>

JLL, Innovation Geographies, 2024

Paris Region, European leader, with 10.8% of all European patent applications in EU27.

6,911 European patent applications in Paris Region

From 33,000 to over 43,000 scientific publications in Paris Region between 2010 and 2021: an increase of over 30%.

- 40% of the national publications
- Specialization in mathematics, physics, human and social sciences, sciences of the universe

Hceres, OST, 2024, European Patent Office, data 2023

## Major Research Centers

- 21 research organizations in Paris Region, 800 research units
- 5 out of EU28 20 most innovative research institutions
- #1 CNRS National Center for Scientific Research
- #7 INSERM National Institute of Health and Medical Research
- #14 APHP Assistance Publique Hôpitaux de Paris
- #15 International Agency for Research on Cancer
- #16 Sorbonne University

DRARI Île-de-France, 06/2024, Scimago EU28 Research Ranking, 2024

## CNRS in international rankings

- #3 World research institution
- 1<sup>st</sup> producer of publications worldwide
- #1 in Arts and Humanities, Mathematics,
- #2 in Economics and Finance, Social Sciences,
- #3 in Computer Sciences Chemistry, Physics and Astronomy..
- #7 in the Nature Index
- #7 largest patent filer in France
- 1,100 Research labs in France
- 80 labs outside France all around the world

Scimago Institutions Ranking, Nature Index, CNRS, INPI 2024, data 2023

# Various Multidisciplinary Technological Hubs

8 regional competitiveness clusters and many other thematic networks / clusters

4,734 members including:

- 3,811 companies
- 522 labs and teaching institutions

Leveraging its robust industry clusters, extensive company networks, and vibrant marketplace, Paris Region offers abundant opportunities for businesses at every stage of development.

From artificial intelligence to biotechnology, deep tech, cleantech, Greentech, IT, telecommunications, AR/VR, 3D animation, aerospace, and agritech, businesses can plug into a fast-growing ecosystem in no time.



	ASTech	Cap Digital	Cosmetic Valley	Finance Innovation	Medicen	NextMove	Polymeris	Systematic
Fields	Aeronautics, space and defence	Digital and ecological transformation	Perfumery and Cosmetics	Financial services	High-tech healthcare and new therapies	Automotive and mobility industry	Rubber, plastics and composites industry	European innovation and technology cluster in digital and Deep Tech
Total Members	341	640+	626	600	450	548	629	900
Major groups	110	57	46	180	42	81	29	140
Mid-cap SME's, startups	157	510+	544	400	370	309	286	550
Labs/teaching institutions	41	54	36	20	35	100	76	160
Investors, and Local Partners	-	19			12	41		50
Total projects funded since the cluster was founded	126	948	600	28	552	358	381	796
Total funding	592.5 M€	€2 Bn +	€750 M	€1 Bn	€2.60 Bn	€1.98 Bn	€1.13 Mds	€3.6 Bn

ASTech, Cap Digital, Cosmetic Valley, Finance Innovation, Medicen, NextMove, Polymeris, Systematic (data 01/2025)

## Many Other Thematic Networks / Clusters in Paris Region

- Capital Games: Video Games
- Campus Cyber: Cybersecurity
- Descartes Développement & Innovation: Smart and Sustainable City
- EMS Paris IDF Cluster "Paris Region Water, Soil and Environment Cluster": Water Treatment, Environment and Urban Soils
- Genopole: Biotech applied to Health, Energy, Environment, Food
- Grand Paris Sport: Health, Sportech
- Matériaupôle: Material design, process, and recycling
- Paris Saclay: Health, AI, Energy, Agrifoodtech, Aerospace, Security and Defence, Mobility, Manufacturing
- Paris Saclay Cancer Cluster: Innovation and technologies for cancer treatment
- PariSanté Campus: Digital Health
- Silver Valley: Innovations and technologies for ageing
- Cluster Logistique Urbaine "Urban Logistics Cluster Paris Region"
- Vitagora: Agritech and foodtech
- VR Connection Group: AR/VR

# A Premier Destination for Events

Paris Region stands out as a top destination for both leisure and business tourism.

In 2023, around **650** business events took place in the Region, drawing attendees with its advanced hotel and catering facilities, along with state-of-the-art venues.

With around **700,000 m<sup>2</sup>** of event space, it offers Europe's largest and most diverse selection of facilities for business events.



© Vivatech

## A Real Know-How in Hosting Major Trade Shows

CCI Paris Île-de-France, data 2023

The #1 offer of exhibition space in the world

**700,000 m<sup>2</sup>**

**22**

exhibition and conference venues

**364**

trade shows

**648**

Congresses

**€4.9 Bn**

in economic benefits

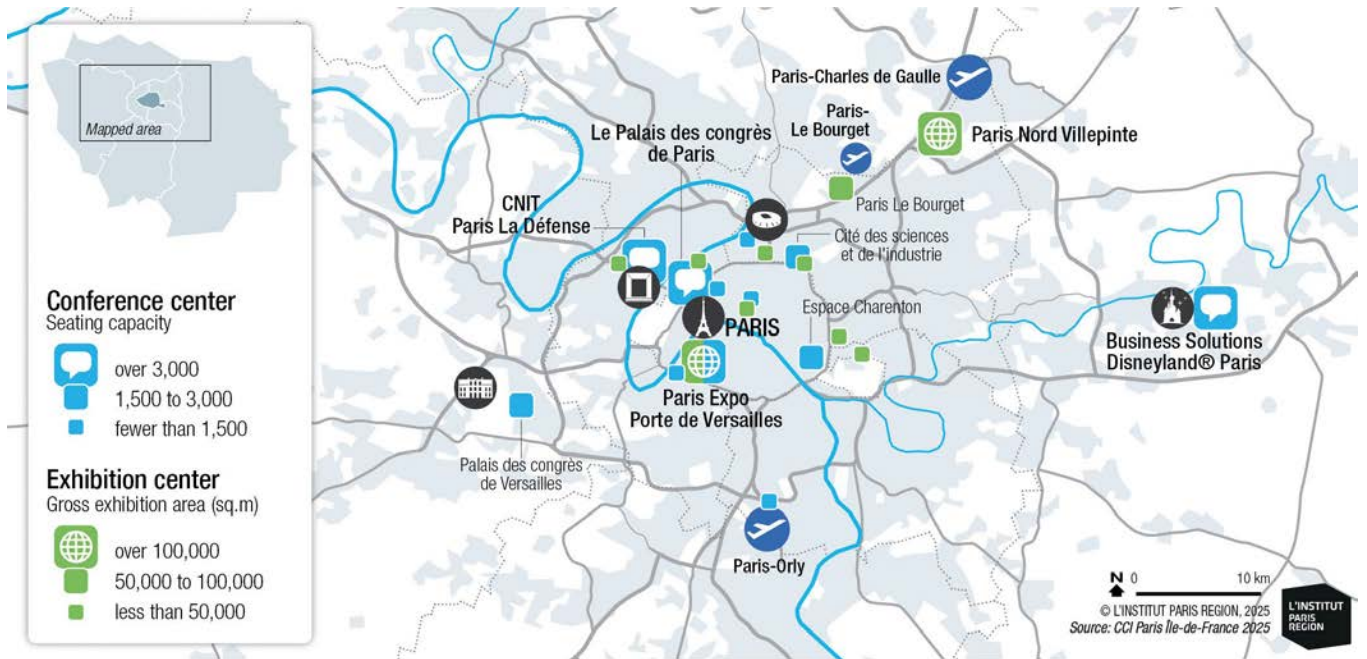
- **5.6 million** visitors, including **327,400** international visitors (**5.8%**)
- **88,785** exhibiting companies, including **23,202** foreign companies (**26.1%**)
- **€16.5 Bn** turnover by exhibiting companies at trade shows

Top 10 Professional and Public Trade Shows Held in Paris Region in 2023

Trade Show Name	Business sector	Rank
Salon International de l'Agriculture / Paris International Agricultural Show	Agriculture, horticulture, livestock farming, floristry, fishing and related equipment	1
Foire internationale de Paris / Paris International Fair	Multi-sector tradeshow and trade fairs	2
Mondial de l'Automobile / Paris Motor Show	Transport, logistics, traffic and related equipment	3
Japan Expo / Japan Show	Tourism, sports and leisure activities	3
SIAE Salon International de l'Aéronautique et de l'Espace / International Paris Air Show	Defence, civil and military security	4
Paris Game Week	Tourism, sports and leisure activities	5
Maison&Objet	Home decor, interior design, architecture and lifestyle culture	6
Rétromobile	Antiques, collections, flea markets	7
Viva Technology / Startup and Tech Event	Industry, research, science and technology, subcontracting	8
MIF Expo	Fairs and multi sector exhibitions	9
Salon des véhicules de loisirs	Tourism, sports and leisure	10

CCI Paris Île-de-France

**Conference and Exhibition Centers in Paris Region (2025)**



**The Ultimate Event Venue**

The Paris Convention Center provides a modular exhibition hall, meeting rooms, conference spaces, an event hall, and both fixed and mobile catering options – everything you need to ensure the success of your event.

Spanning **70,163 m<sup>2</sup>**, Europe's largest fully modular conference center can host:

- A **5,200-seat** plenary session
- A total of **14,000** conference seats

The center features **4** interconnected levels, all accessible via an atrium that offers stunning views of the venue and Paris.

Viparis, 2024

**Congresses per Year in Paris Region**

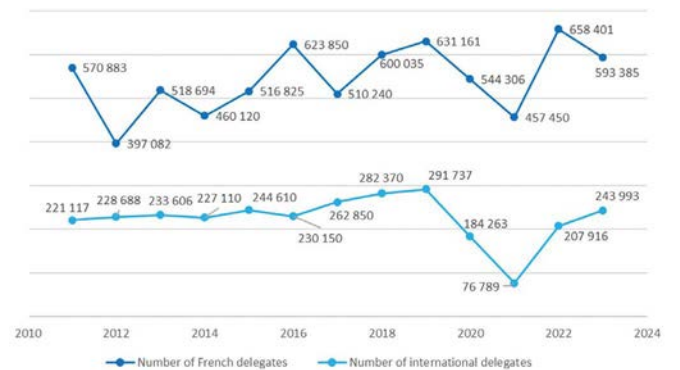
OTCP, data 2023

- **648** in-person congresses,
- **837,378** delegates, including **243,993** international delegates
- **€1.6 Bn** in economic impact

Destination Performance Index by Number of International Meetings Organized in 2023			
Rank	Cities	Country	Number of Meetings
1	Paris	France	156
2	Singapore	Singapore	152
3	Lisbon	Portugal	151
4	Vienna	Austria	141
5	Barcelona	Spain	139
6	Prague	Czech Republic	134
7	Rome	Italy	119
8	Madrid	Spain	109
9	Dublin	Ireland	104
10	Seoul	South Korea	103
11	London	UK	99
12	Berlin	Germany	97

ICCA 2024, data 2023

**Number of French and International Delegates Attending Congresses**



Paris Je t'aime – Convention Bureau



Gare de Chelles © Atelier Schall - Société des Grands Projets

# Benefit from State-of-the-Art Infrastructures

## **Real Estate Solutions Tailored to Your Needs**

Paris Region offers unique opportunities for companies and investors, with a wide array of real estate options, including office spaces, third spaces, and logistics facilities. The ongoing Grand Paris Express project will significantly improve connectivity to urban hubs, business centers, international airports, and high-speed rail stations, further boosting the Region's status as a premier real estate destination.

## **A Gateway to Global Opportunities**

With a comprehensive network of 25,000 kilometers of roads, three international airports, seven TGV stations, and Haropa Port, Paris Region serves as a vital transportation hub, providing seamless connections to global markets. This strategic location allows businesses to easily access customers and expand their reach not just within France and Europe, but across international markets in Africa, Asia, and the Americas.

## **Advancing Sustainable Mobility**

Paris Region leads in sustainable mobility with an expanding public transport network, including the Grand Paris Express, which enhances connectivity and reduces emissions. The Region focuses on reducing congestion, improving air quality, and promoting clean alternatives like electric vehicles and shared mobility.

## **Competitive Telecommunications and Energy Rates**

France is equipped with state-of-the-art telecommunications and energy infrastructure, offering significant cost advantages for businesses and individuals. This advanced infrastructure makes Paris Region an attractive choice for those seeking competitive telecom and energy rates.

# Europe's Largest Scope of Real Estate Solutions

With an impressive 55 million m<sup>2</sup> of available space, Paris Region offers a vast and diverse real estate market, making it an enticing hub for various industries, research, and lifestyles. The landscape has evolved, with companies shifting from traditional office setups to flexible alternatives and external venues. Home to numerous coworking spaces and the world's largest startup campus, Paris Region cultivates a collaborative and synergistic business environment.



Village des Athlètes © Paris 2024

## Office Space

Surface area  
**55.5 million m<sup>2</sup>**

Paris Region office space is estimated at 55.5 million m<sup>2</sup> of floor space by 2023, making it one of the world's largest.

ORIE, 2024 – Data 2023

Over **1,500** areas for business activity

L'Institut Paris Region, 2024

**34** business districts

L'Institut Paris Region, 2024

- Immediate supply: **5.6 million m<sup>2</sup>**
- Vacancy rate: **9.5%**
- Take up: **1.75 million m<sup>2</sup>**
- Space under construction: **1.5 million m<sup>2</sup>**

Immostat, Deloitte 2024, Q4 2024

## Office rents in Paris Region

Prime rent in central Paris

- **€1040/m<sup>2</sup>/year**

Prime rent in La Défense

- **€530/m<sup>2</sup>/year**

Average rent in Paris Region

- **€448/m<sup>2</sup>/year**

JLL 2024, data Q3 2024

## Paris Region: Twice Cheaper Than London in Office Rent

Net effective cost to occupier (annual per SQ FT) (in USD)			
Rank	Country / Territory	Market	Net effective cost to occupier (annual psf), in USD
1	United Kingdom	London (West End)	287
2	Hong Kong SAR	Hong Kong SAR	232
3	USA	New York (Midtown)	205
4	United Kingdom	London (City)	174
5	Japan	Tokyo	160
6	Switzerland	Zurich	151
7	Singapore	Singapore	147
8	United Arab Emirates	Dubai	131
9	USA	San Francisco	130
<b>10</b>	<b>France</b>	<b>Paris</b>	<b>124</b>
11	South Korea	Seoul	109
12	Chinese Mainland	Beijing	109
13	Chinese Mainland	Shanghai	107
14	India	Delhi NCR	106
15	USA	Los Angeles (Downtown)	105
16	India	Mumbai	97
17	USA	New York (Downtown)	92
18	Republic of Ireland	Dublin	88
19	USA	Washington DC	87
20	Netherlands	Amsterdam	86

Savills Research, Global Occupier Markets: Prime Office Costs – Q3 2024

### All You Need to Scale Up

Paris Region has seen a steady rise in remote work options, including coworking spaces, business centers, and shared offices. This expansion responds to several emerging trends, such as the increasing mobility of self-employed individuals, the desire to reduce commuting time, the need for welcoming environments that foster collaboration and creativity, cost-effective real estate solutions for large corporations, and the socialization needs of the growing population of micro-entrepreneurs.

**1,031**  
 "third places", providing flexibility to the workforce, comprising:

- 409 coworking spaces
- 256 shared offices
- 126 fablabs
- 230 business creation or development support sites

L'Institut Paris Region, 2025

### The World's Biggest Start-up Campus

A unique campus and community in the heart of Paris.

- 50,000 m<sup>2</sup> campus
- over 7,000 startups since its creation
- 30+ international startup programs
- Coliving space: 100 apartments, home to 600 entrepreneurs

Station F, 2025

### The Grand Paris Express: A Great Opportunity for Urban Projects

To enhance its attractiveness and competitiveness in our globalized world, Paris Region is undertaking major infrastructure and urban planning projects. This includes the Grand Paris project, the largest urban project in Europe, which will provide a new transport network, new residential projects, office districts, and R&D hubs open to international competitions to reinvent Paris Region and adapt it to environmental, economic and social issues.

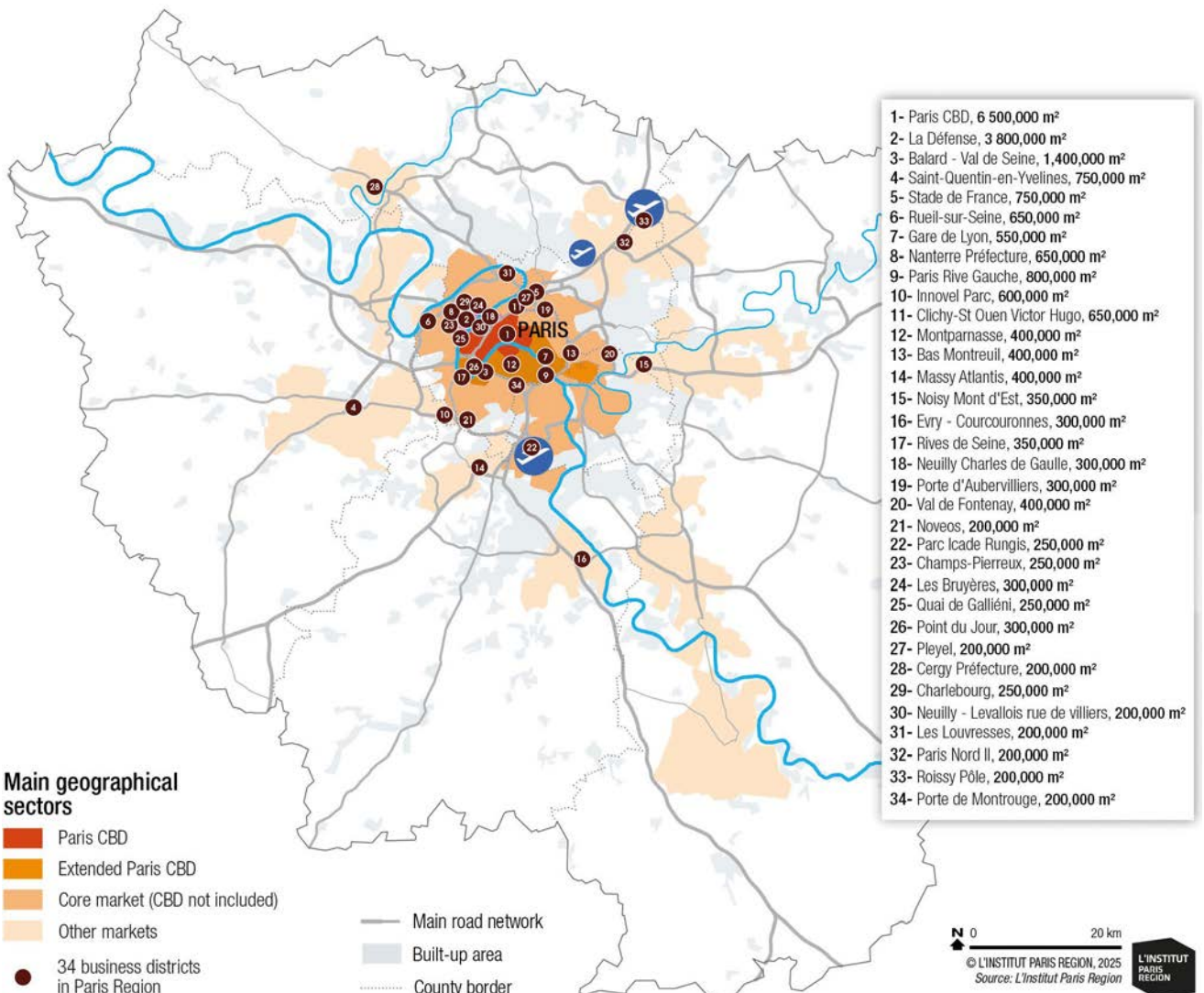
The Grand Paris Express, the new metro under construction by Société des Grands Projets, is paving the way for this substantial metropolitan dynamic by accelerating the urban renewal process in 140 km<sup>2</sup> of neighborhoods within an 800-meter radius of each station on the rail line. It represents a total development potential of 32 million m<sup>2</sup>.

About 100 real estate projects will be developed by Société des Grands Projets on land acquired for the construction of the Grand Paris Express, for a total floor area of 1 million m<sup>2</sup>:

- 8,000 diversified housing units (of which 1,200 have already been granted a building permit)
- 43,000 m<sup>2</sup> of retail and services in addition to the 20,000 m<sup>2</sup> inside the stations
- 380,000 m<sup>2</sup> of offices, logistics, and industrial real estate
- 70% of the projects will be made of bio-sourced or geo-sourced materials of which 50% wood

Société des Grands Projets 2025

### Paris Region Office Market



# A Major Growing Mobility Hub

Strategically positioned at the heart of Europe, Paris Region offers businesses unparalleled access to a vast market of over 500 million customers and key urban centers across the continent. The Region features a modern, secure, and advanced transportation infrastructure, including a rapid metro system, suburban trains, 7 high-speed train stations, and 3 international airports. This well-connected network ensures seamless travel within the Region and easy access to destinations in France, Europe, and beyond. Paris Region is undertaking significant public infrastructure initiatives. Major projects are currently in progress, with the Grand Paris Express being a notable example, all set for completion by 2030.



Gare Saint-Denis Pleyel © Pascale Guery

## A Gateway to Europe and the World

### By plane

Paris Aéroport, OAG, UAF, Skytrax, 2024

- 3 international airports
- 664,700 aircraft movements
- 119 countries and 328 destinations reachable from Paris

**103.4M**  
passengers

### By train

SNCF, Île-de-France Mobilités, Transilien, 2024

**10**  
main stations including

**7**  
TGV high-speed train stations

### Paris-Charles de Gaulle (CDG)

- #6 Best Airport in the world (Skytrax)
- #7 Busiest International Airports in the world by seats, #3 in Europe (OAG)
- #7 World airport for passengers carried (OAG)
- 70.3 million passengers
- 460,900 aircraft movements
- 320 destinations

### Paris-Orly

- 33.1 million passengers
- 203,800 aircraft movements
- 180 destinations

### Paris-Le Bourget

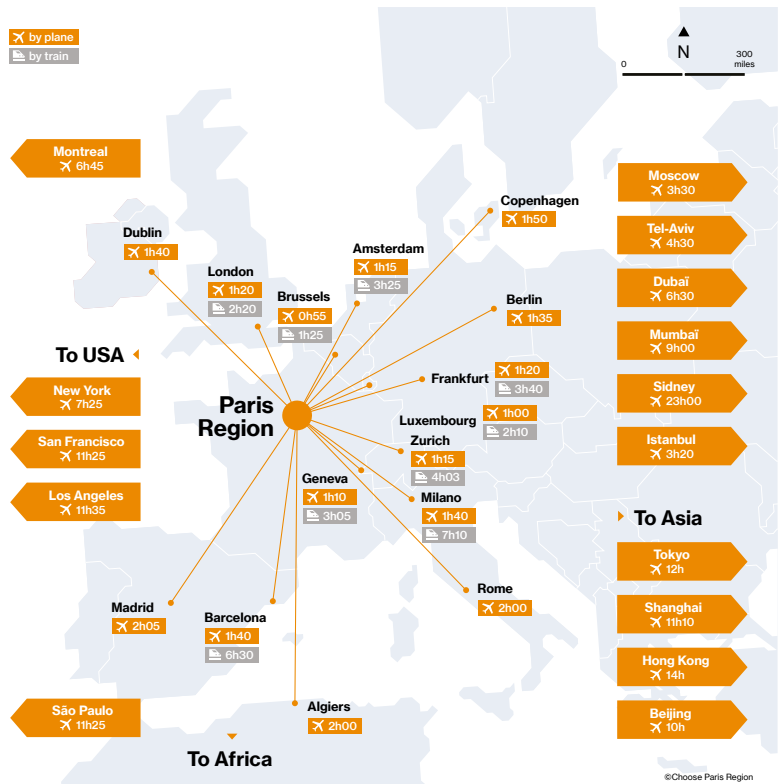
- Europe's leading business airport and leading airport for medical and sanitary flights
- 54,724 flights

### Other airports

- 2 business aviation airfields
- 8 general aviation airfields
- 1 heliport

- 1.8 billion passengers in Paris Region (70% of French Traffic)
- 6,000 trains per day
- 400 stations
- In 2023, 5 railway stations saw over 100,000 daily travelers
- Paris Gare du Nord, Europe's largest train station: 226.7 million passengers
- Paris Gare de Lyon: 110.5 million passengers
- Paris Saint-Lazare: 103.4 million passengers
- Paris Montparnasse: 64.5 million passengers
- Paris Est: 39.8 million passengers
- Juvisy-sur-Orge (Ouigo trains): 35.3 million passengers

## Paris Region, Connected to Europe and the World



Paris Region boasts the largest air hub in continental Europe, with most major European cities reachable within a two-hour flight. Efficient and direct high-speed train (TGV) connections, especially with Belgium, the Netherlands, Germany, and Luxembourg, further enhance its accessibility. Coupled with its strategic geographical location and top-tier transport infrastructure, Paris Region serves as a central hub for easy access to other markets, notably Africa and the Middle East.

The Paris Austerlitz, Bercy, Est, Lyon, Montparnasse, Nord, and Saint-Lazare train stations serve the entire Paris Region, as well as destinations across France and Europe. Every day, 6,200 trains and 425 TGVs carry 19 million French and European passengers to over 200 destinations.

**2hrs16** between Paris Nord and London with Eurostar. Up to **11** trains a day. **7** days a week.

SNCF, Eurostar, 2024

## A Dense and Unique Regional Transport Network

The local transportation system provides a wide range of ever-growing options, including public transport, bicycles, electric and traditional scooters, self-service vehicles, autonomous cars, buses, and automated subways.

New urban infrastructures are opened every year for the benefit of the people of Paris Region, tourists and event organisers.

3.3 billion trips by public transport in Paris Region		
Mode of traffic	Lines	Trips (in millions)
Subway	16	1,411
Train – RER*	14	1,267
Streetcars	14	361
Bus/night buses	1,536	1,128
<b>Total</b>	<b>1,580</b>	<b>4,167</b>

Île-de-France Mobilités d'après RATP, SNCF, 2024, data 2023  
\*High-speed metro

### Mass Transit in Paris Region

A competitive monthly public transport subscription, at **€88.80** in 2025

Île-de-France Mobilités, 2025

The rail system in Paris Region carries **1.8 billion** passengers annually.

- **4<sup>th</sup> world's longest** network
- **2<sup>nd</sup> busiest** railway network in the world after Tokyo
- **225 km** of metro lines + **200 km** under construction: **309** subway stations
- **1,700 km** of RER and train lines
- **Over 400** Transilien Train Stations
- Transilien **8 lines** connect the major railway stations in Paris to the suburbs.
- **3 million+** people travel on the network each weekday.
- RER network: **5 lines** serving **249** stations and stops, including **33** in Paris, covering a total of **600 km** of railway tracks.
- Every day, **2.7 million** commuters on the RER lines in the Region
- **Tramway: 127 km** of tramways and tram-train, **235 Tram** stations, 7 days a week
- **Line 14: 1 metro every 85** seconds

Île-de-France Mobilités, RATP, Transilien, data 2024

### Active Mobility, Bicycles and Electromobility

Walking remains the primary mode of travel for Paris Region's inhabitants followed by car and public transport.

The year 2024 was marked by strong growth in the supply and use of bicycles and electric bikes.

#### Velib Metropole, Self-Service Bicycle System

- **20,000** bikes: **60%** traditional bicycles **40%** electric power-assisted bicycles
- **1,470** stations in Paris and **62** municipalities
- **200,000** daily uses
- **400,000** subscribers

Open data Paris 2024

#### Véligo Location, a Long-Term Rental Service (6 to 9 months) of Electrically Assisted Bikes

- **20,000** bikes
- **1,000** Cargo Bikes
- **More than 100,000** subscribers

Île-de-France Mobilités, 2024

#### Free-Floating Bike Scooter and Moped Operators

- E-bikes: **20,000** in Paris and (**30,000** e-bikes during the Olympic Games)
- E-Mopeds: **3,000** e-mopeds
- E-Scooters: More than **1,000** in the suburbs, forbidden in the City of Paris
- **1** operator in Paris, **600** electric cars

L'Institut Paris Region 2024

#### Carsharing Services in a Loop

- **1,200** Mobilib slots in Paris
- **300** Utility vehicles, 3,5 to 4,2 km<sup>3</sup> in **50** stations

L'Institut Paris Region, Data.gouv - Open Data 2024

#### Carpooling

- **14,000** trips per day (a week of November) with the apps of short-distance carpooling (Karos, Blablalines, Oui'Hop, etc.).

Mobility Dashboard, L'Institut Paris Region, 2024

## A Wide Public Transportation Network, Extended Further by the Grand Paris Express

The Grand Paris urban project is providing a new metro network, the Grand Paris Express, which will be fully completed by 2031. It involves heavy investments in modernizing and expanding the public transport network.

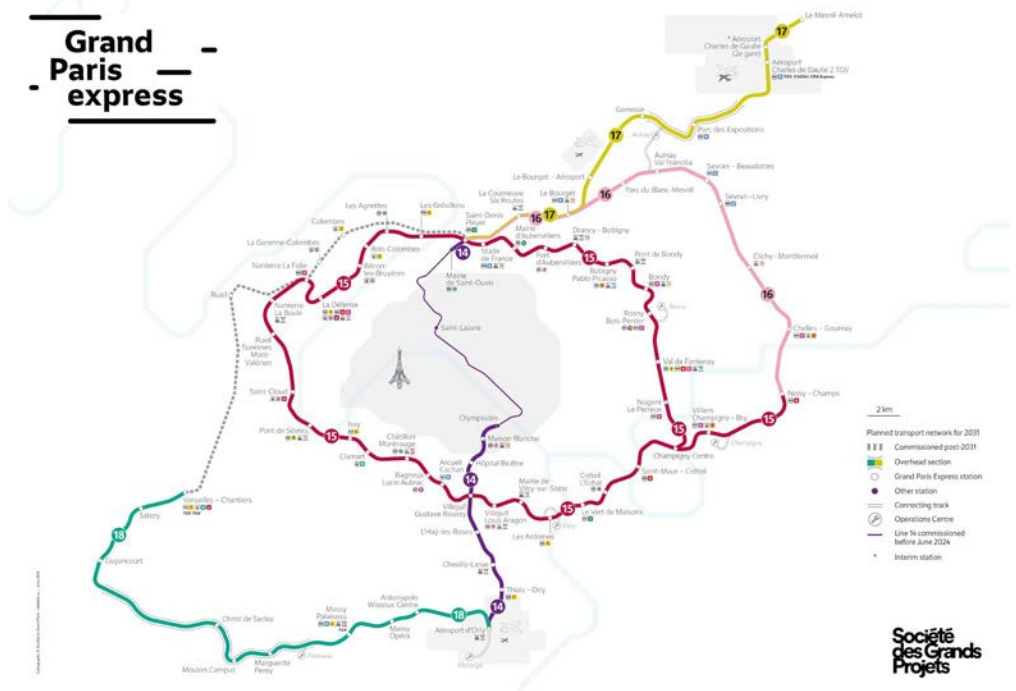
- **200 km** of additional automated metro lines
- **68** new stations
- **Close to 3 million** passengers everyday
- **1** train every 2 to 3 minutes
- **€36.1 Bn** invested

The Grand Paris Express is set to serve and link Paris Region's **3** airports, business districts, scientific clusters as well as many cultural, health or sport facilities

Société des Grands Projets, the owner of the Grand Paris Express project, is also developing approximately **1 million m<sup>2</sup>** of floor space on the land acquired for the construction of the new metro network.

### The Grand Paris Express, New metro lines for Paris Region residents and visitors

With the Grand Paris Express and the 200 kilometers of new lines being built, new areas will emerge with good transport connectivity and with more affordable land and real estate prices.



# Efficient and Cost-Effective Logistics

Strategically situated at the intersection of two major European freight corridors, Paris Region stands out as a prime logistics and shipping hub. With a population of over 12 million and a catchment area of 25 million within a 200-kilometer radius, it leads France in imports (28.7%) and exports (24.4%).

E-commerce is thriving, including doorstep deliveries.

To meet evolving logistics demands, innovative solutions are actively being sought, attracting major industry players and positioning the Paris Region as a dynamic leader in the logistics sector.



Logistics on the Seine River in Limay (Yvelines) © Adobe Stock

## Significant Capacity in Logistics and Real Estate

Warehouses :

- Available: **1,620,000 m<sup>2</sup>**
- Take-up: **345,000 m<sup>2</sup>**
- Vacancy rate: **5.6%**

Région Île-de-France, 2024, BNP Paribas Real Estate, 2024, data Q3/2024

## Paris Region at Very Competitive Logistics Costs

Prime Rents in Q2 2024, €/m <sup>2</sup> /year Warehouses over 5,000 m <sup>2</sup>	
London (United Kingdom)	315
Dublin (United Kingdom)	140
Birmingham (United Kingdom)	132
Manchester (United Kingdom)	132
Munich (Germany)	126
Hamburg (Germany)	102
Berlin (Germany)	98
Barcelona (Spain)	96
Düsseldorf (Germany)	95
Frankfurt (Germany)	95
Madrid (Spain)	91
Amsterdam (The Netherlands)	90
Rotterdam (The Netherlands)	90
Venlo (The Netherlands)	78
<b>Greater Paris ( France)</b>	<b>75</b>
Brussels (Belgium)	67
Lyon ( France)	67

European Logistics Market, Q2 2024, BNP Paribas Real Estate, 08/2024

## Air, Road, Waterway and Railway Logistics

Paris Region annually produces **249 million** tons of goods, primarily transported by road (89%), followed by river (6%), and rail (5%). This dynamic region handles both domestic and international trade, receiving imported consumer goods through two major corridors: a road-only route via the port of Antwerp and a multimodal route through Le Havre Port.

SDES, VNF, Haropa, data 2022

Paris CDG/Orly Airport  
**#1 EU cargo**  
Airport

OAG, 2024

### Air

- Cargo City at Paris-CDG, Europe's largest, with **300 hectares** dedicated to cargo, home to **12** of the world's 14 leading cargo operators
- Paris-CDG: Around **90%** of air cargo transported in France
- **1.9 million** tons of freight and mail handled
- **83** aircraft parking stands devoted to cargo alone.
- **6** freight stations
- **320** cities served worldwide from Paris CDG

Aéroports de Paris, 2024, data 2023-2024

### Road network

- **620 km** of highways,
- **490 km** of national roads,
- **38,194 km** of local roads
- Freight: **221.6 million** tons of goods leaving, arriving, or transiting the Region every year
- Road freight within the Region represents **4.93 billion** tonne-kilometers

SDES, data 2022

**#1**  
French river port  
for the transport of goods

**#1**  
Europe's river port

### Waterway

- **70** urban ports, including
- **6** multimodal platforms
- **500 km** of navigable waterways
- **1,300 ha** of port areas
- **6** container terminals
- Waterway: **20.9 million** metric tons of goods
- **186,054 TEUs** were handled
- **1 million m<sup>2</sup>** of warehouse space

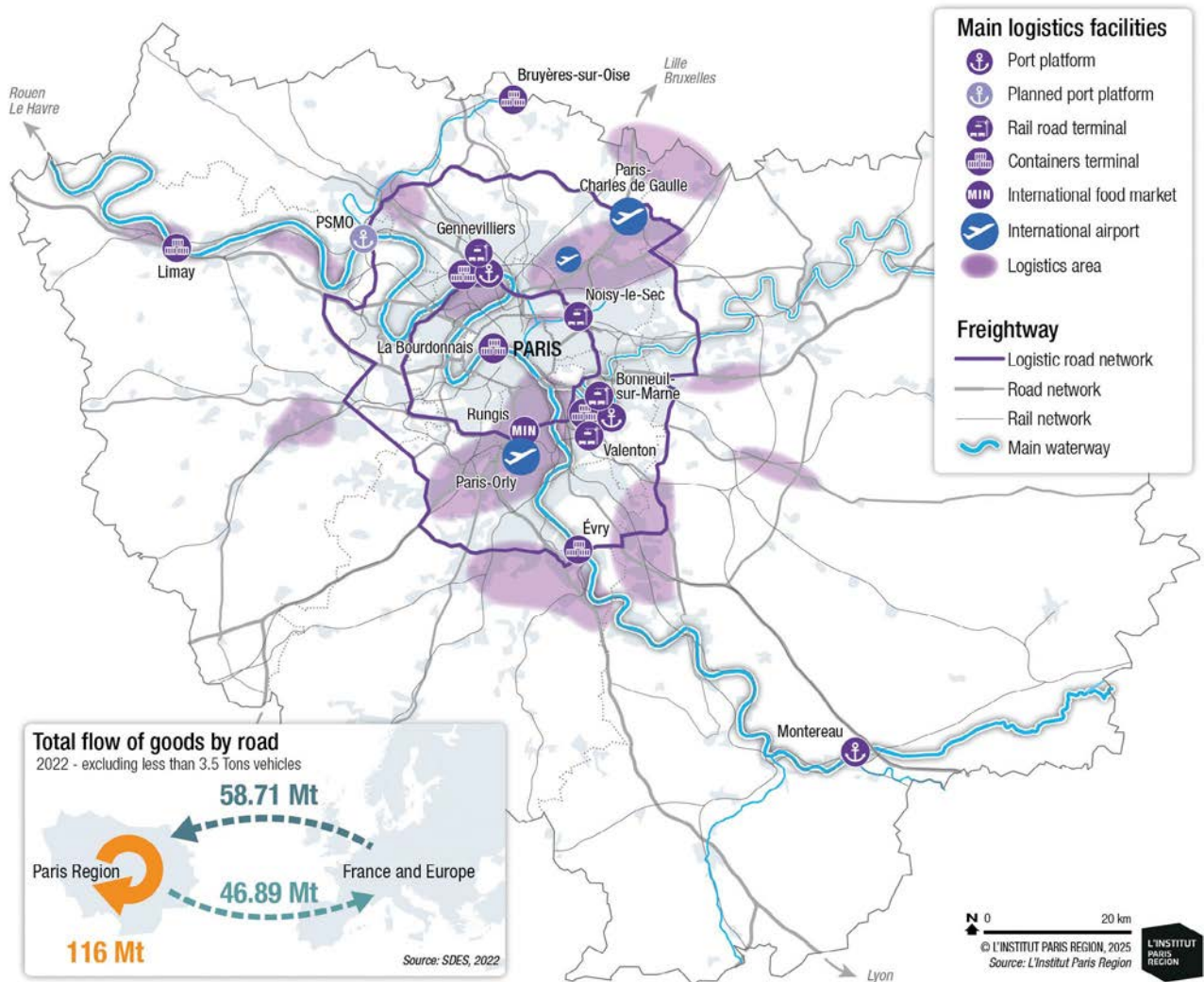
VNF, 2024, data 2022, Haropa, Data 2023

### Rail freight

- **11.8 million** metric tons of goods by rail, including **1.85 million** through Paris Region ports
- **5** rail/road terminals (since 2024)
- Valenton **#1** Rail/Road terminal in France
- Railway activity Materials: **4.6 million** metric tons

Setra, Haropa data 2022, Unicem, 2019

Logistics in Paris Region (2025)



Optimizing freight transport

The primary multimodal supply chain system was developed to optimize goods transportation. HAROPA port serves as the key maritime gateway to Paris Region, offering a multimodal approach that fosters innovation in sustainable logistics. It handles over 20 million tons of goods each year, effectively removing more than a million trucks from the roads.

Flow of Goods Through Main Ports in Paris Region			
	Waterway (thousand tons of goods)	Containers (TEUs*)	Railway (thousand tons of goods)
Gennevilliers	3,456	134,152	833
Limay	1,078	4,314	524
Bonneuil-sur-Marne	1,211	22,784	495
Bruyères-sur-Oise	460	-	not connected to rail
Evry	325	-	not connected to rail
Précy-sur-Marne	84	5,024	not connected to rail
Paris -La Bourdonnais	105	19,780	not connected to rail

\* Twenty-Foot Equivalent Units - Haropa-Port de Paris, 2024, data 2022

# One of Europe's Most Fiber-Connected Regions

The economic vitality of Paris Region is deeply linked to its advanced digital ecosystem, which supports a wide range of industries. As the central hub for all internet networks in France, the Region offers nearly complete Fiber-to-Home coverage, providing reliable connectivity to both urban and rural areas. Moreover, the Region is home to a dense network of data centers and telecommunications infrastructure, enhanced by highly competitive energy costs..



Datcenter © Unsplash

## A Smart and Connected Region

### Optical fiber :

- **89%** of premises in France can be connected to fiber, i.e., 9 premises out of 10
- **40 million** homes were eligible for FTTH fiber-to-the-home (2.9 million new connections in one year)
- Fiber coverage rate: **94.93%** in Paris Region, incl **97.66%** in Paris

ARCEP, 9/2024

## Reliable Telecommunications and Networks

### 4G Mobile Telephony

- **4** operators (Orange, Bouygues Telecom, SFR, and Free)
- **99.9%** of the population is covered by at least 3 operators (99.5% for the 4<sup>th</sup> operator)
- **100%** coverage in the Paris metro (tunnels and stations)

ARCEP, 9/2024

## Most affordable mobile and fixed Internet packages in Europe

In France, strong competition in telecoms allows consumers to benefit from some of the lowest prices in Europe, according to the Belgian telecoms regulator IBPT.

France is by far the cheapest country and has the largest number of active brands. Both main brands (Bouygues, SFR, Orange, and Free) and their secondary brands (Sosh, NRJ Mobile, Red-by-SFR) offer subscriptions up to 100 GB.

Cheapest mobile subscription:

- France: **10 €**
- The Netherlands : **30€**
- Luxembourg: **33€**
- Belgium: **38 €**
- Germany: **50€**

IBPT, 2024, data 2024

Fixed Internet subscription prices range **from 32€** in France to around **70€** in the Netherlands, Germany, Luxemburg and around **78€** in Belgium.

## Cutting-edge infrastructure

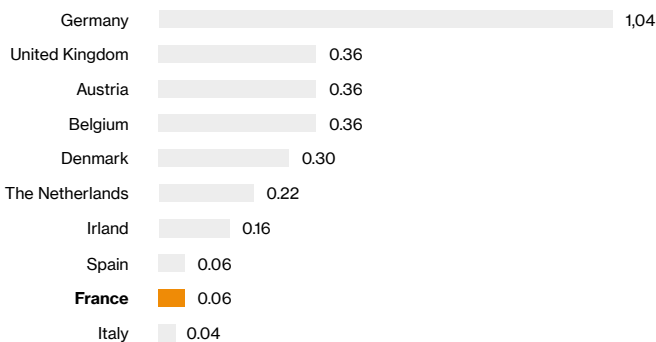
Paris Region hosts a high concentration of technology companies and internationally acclaimed competitiveness clusters. These entities benefit from advanced digital infrastructures, including ultra-high-speed internet, robust cybersecurity, cloud services, and competitive energy costs.

Number of commercially launched 5G sites in Paris Region				
	Bouygues Telecom	Free Mobile	Orange	SFR
Number of 5G sites	2,377	2,633	1,895	1,888
Progression of sites since 06/30/2024	+69	+42	+92	+85

ARCEP, 12/2024

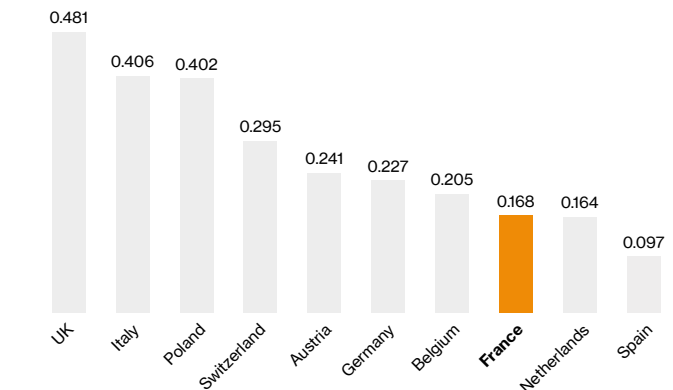
## France offers very competitive Telecom and Energy Costs

### Average cost of broadband (Per megabit per month in USD) in Europe 2023



Cable.co.uk 2024, data 2023, Selection of Countries

### Electricity Prices for Business, kWh, Euro



Global Petrol Prices, 2025, Prices 03/2024, Selection of Countries