



© EPA Paris-Saclay _ Altlicic

Grow Your Business in Europe's Premier Hub for Business and Innovation

A Business Powerhouse

Strategically located at the heart of Europe, Paris Region provides companies with access to a market of over 500 million customers across European cities. With a high concentration of French and international corporate headquarters, startups, and mid-sized businesses, it serves as a dynamic hub for business activity.

An Ideal Environment to Grow and Succeed

Driven by entrepreneurship, innovation, and exceptional performance, Paris Region offers a thriving ecosystem for companies to expand across diverse industries and sectors. Numerous opportunities are available within multidisciplinary technological hubs and networks.

A Hub for Global Trade

At the crossroads of European and global commerce, Paris Region stands as a premier economic center, central to international trade. In 2022, the Region hosted over 700 business events, highlighting its prominent role in the global business landscape.

A Renowned Scientific Region

Paris Region excels in Research and Development, showcasing its potential and the innovative capacity of its ecosystem with top-ranked high-tech clusters and research centers.

A Forward-Thinking Region

Paris Region, host of the 2024 Olympic and Paralympic Games, is at the heart of major infrastructure and construction projects, offering exceptional opportunities for businesses and investors. The end of the Games marks the beginning of a lasting legacy, both tangible and intangible, with long-term impact. The region is becoming increasingly sustainable, inclusive, and attractive, improving mobility for both residents and visitors. Opportunities are abundant, and Paris Region has more to offer than ever before.

Your Business Hub in Europe

Paris Region stands as Europe's top economic powerhouse, driven by a wealth of talent, investment, and business prospects. It is also a key player in R&D, both within Europe and globally. International entrepreneurs and investors highlight the Region's cutting-edge innovation, dynamic startup ecosystem, and skilled workforce as key factors in their choice to establish operations in Paris Region.



© Paris La Défense

A Dynamic and Fast-Growing Region

Paris Region is the largest economy in France, contributing **30%** of the nation's wealth and **5%** of the EU's GDP.

Its economic output is on par with that of the Netherlands and surpasses that of Poland, Belgium, Sweden, and Austria.

Europe's highest concentration of Fortune Global **500** corporations

The economic vitality of Paris Region is fueled by its strategic location at the core of the global economy.

With a highly diversified economy, the Region hosts a range of industry leaders, innovative startups, SMEs, mid-sized enterprises (ETIs), and large corporations, many of which are global leaders in their respective sectors.

GDP
€783 Bn

GDP per job
€114,476
INSEE 2024, data 2022

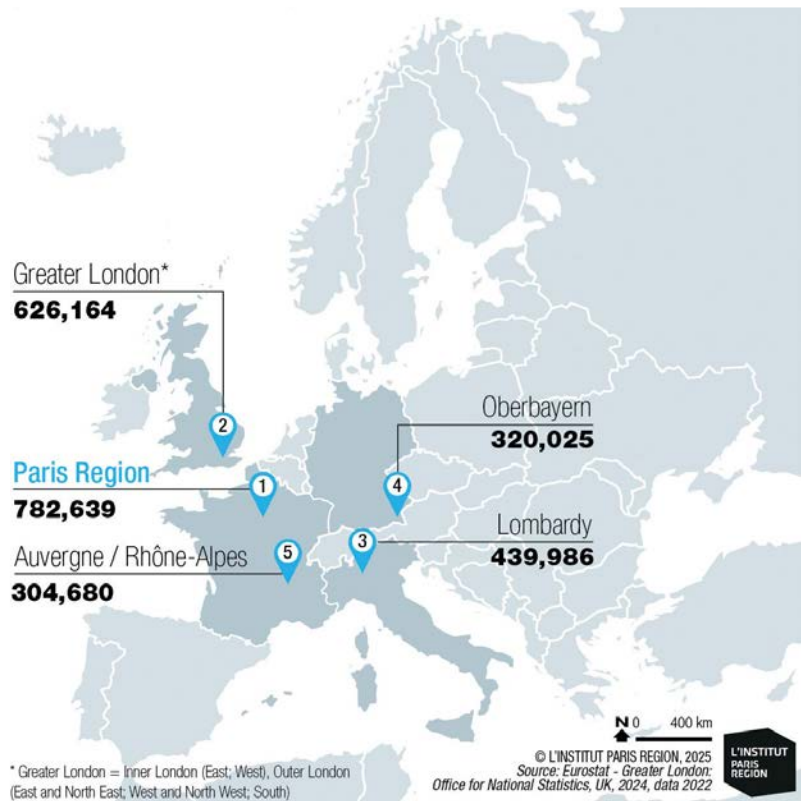
30%
of France's GDP

GDP per capita
€63,256
INSEE 2024, data 2022

5%
of EU27 GDP

Eurostat, Insee 2024, data 2022

Top 5 European Regions for GDP (million euros in 2022)



A Massive Consumer Marketplace

Access to **450** million EU27 consumers and around **745** million European consumers
12.3 million inhabitants,
47.6 million tourists

- Paris Region is part of :
- The European Union
 - The Schengen area
 - The Eurozone

Eurostat, Insee, Choose Paris Region, Worldometers 2024, data 2023

A Business Powerhouse

The core strength of Paris Region's economy stems from its dense network of jobs, corporate headquarters, small and medium-sized enterprises, and startups.

The Region hosts all of France's largest companies (with over 1,500 employees) as well as numerous international firms.



INSEE 2025, data 2022, Commercial activities, excluding agriculture

1,336,925 sites (INSEE 2025, data 2022)

295 726 new businesses created in 2023 (INSEE 2024, data 2023)

Startups / Unicorns

Paris Region offers a wide range of incentives and support programs, making it an appealing destination for European entrepreneurs and technology startups.

In 2024, Paris Region accounts for **67%** of investments in value in France: **€5.2** billion for 370 deals EY, 01/2025

Paris Region accounts for almost half of all French start-ups and **60%** of all jobs created by 2023. Numeum, 2024, data 2023



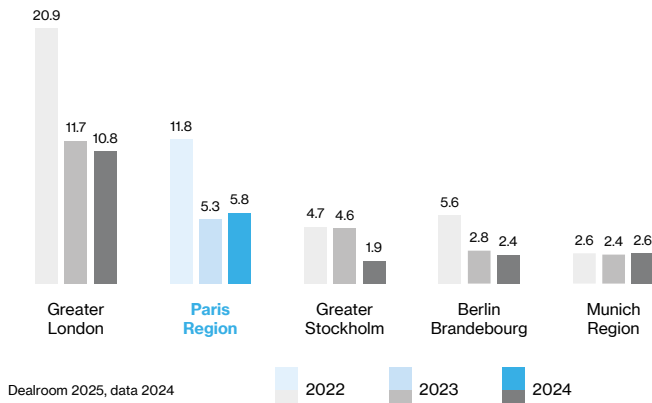
Dealroom 2024, data 2023



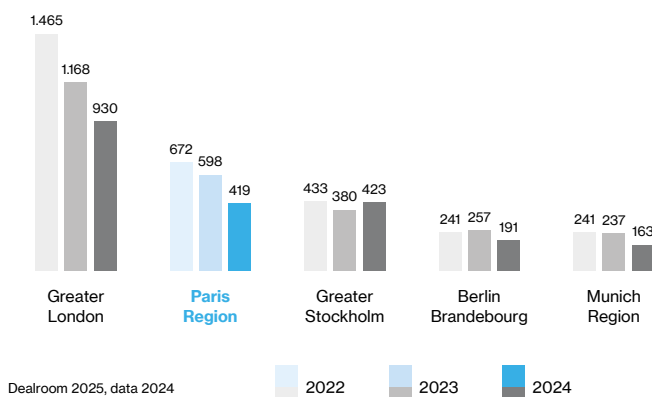
Dealroom 2025, data 2024

Paris Region **#10** startups ecosystem in the world **#2** in Europe, top EU city **2** overperforming industries: Ecommerce & Retail and Fintech Startup Blink, 2025

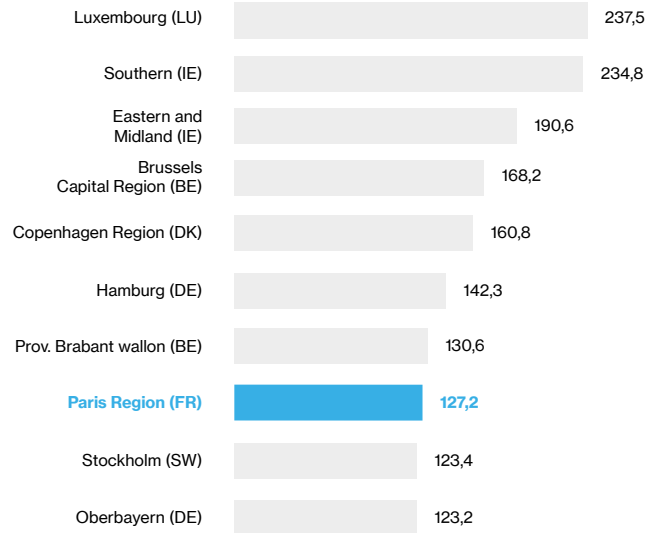
Top 5 European startup hubs by VC investment(\$B), 2022/2024



Top European Hubs by Number of Deals, 2022/2024

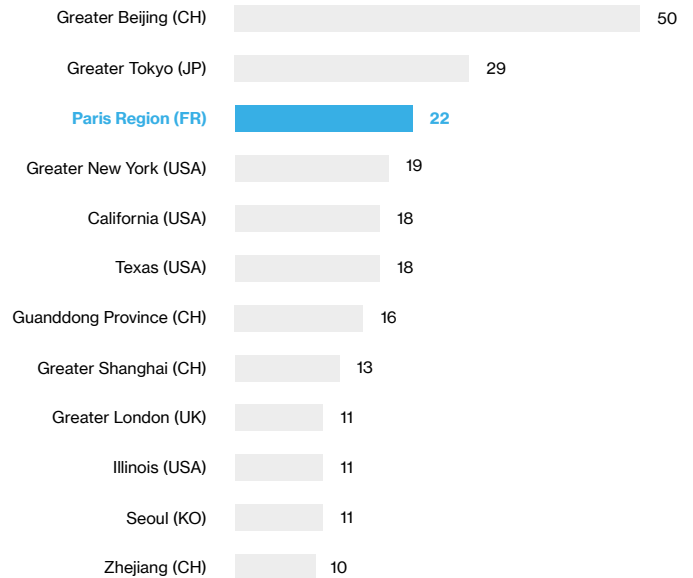


EU's Labor Productivity



Apparent Labor Productivity - Source: Eurostat GDP in million euros 2022 (NUTS 2) divided by total number employed 15 years old and over (2022)

Paris Region, Europe's Highest Concentration of Fortune 500 Global Corporate Headquarters



Fortune Magazine, Global 500, July 2024
Ranking by metropolitan Regions. Estimates Choose Paris Region

Top 10 Corporate Headquarters in Paris Region - Fortune Global 500		
	Revenue in million dollars	Total workforce
TotalEnergies	218,945	102,579
Electricité de France	151,040	171,863
BNP Paribas	130,076	182,656
Société Générale	99,163	124,089
Crédit Agricole	93,358	75,125
Christian Dior	93,136	197,141
Carrefour	91,790	305,333
AXA	90,405	94,705
ENGIE	89,257	97,297
Groupe BPCE	73,774	97,835

Fortune Magazine, Global 500, July 2024

An Attractive Region for Foreign Companies

(2023)

Paris Region is the top destination in France for foreign businesses and hosts more international companies than any other region. It also drives entrepreneurship, accounting for one-third of all new business creations in the country.

Europe's #1 Region for Major Foreign Companies



INSEE 2022, data 2018

95 nationalities are represented among foreign companies based in Paris Region, reflecting the Region's international outlook and the presence of two world-class airports...

153,200 jobs in the Region are controlled by American groups, twice as many as by German investors (76,400).

42% of British-managed jobs, 40% of American-managed jobs and a third of Japanese-managed jobs in France are located in Paris Region.

Foreign presence is higher in the service sector than in industry in Paris Region.

Paris Region accounts for 74% of foreign-managed jobs in the real estate activities and 60% in the financial and insurance activities sector.

INSEE 2022, data 2018

2023 FDI Arrivals

410 foreign direct investments (fdi) from 43 countries, representing nearly 11,212 jobs in the long term.

Main continents of origin

- 200 fdi from European groups, 4,824 jobs (43%)
- 120 fdi from American groups, 5,146 jobs (45.9%)
- 55 fdi from Asian and Oceanian groups, 281 jobs (3.4%)
- 25 fdi from other countries (Africa, Middle East) 348 jobs (3.2%)

Paris Region, gateway to European markets, strengthens its position in high value-added investments attracted by local talent

- 56.6% of projects and 57.1% of jobs are generated by decision-making centers and business services
- Business services: 3,771 jobs
- Decision-making centers: 2,637 jobs
- Logistics: 1,430 jobs
- Production: 1,088 jobs
- 60% of jobs are the result of expansions (compared with 59% in 2022)
- 63% of fdis are creations (versus 67% in 2022)

Choose Paris Region, 2024, data 2023

Main countries of origin by number of jobs

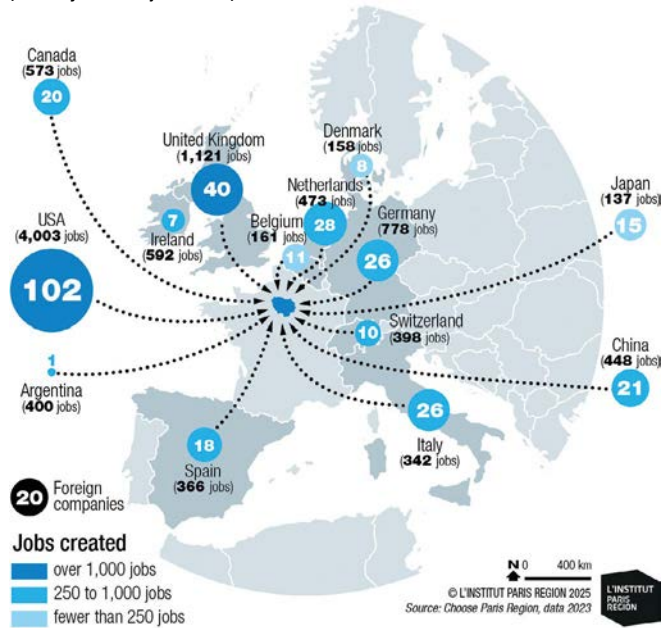
Choose Paris Region, 2024, data 2023

Countries of origin	Companies	%	Countries	Jobs created	%
USA	102	24.9%	USA	4,003	35.7%
UK	40	9.8%	UK	1,121	10.0%
Netherlands	28	6.8%	Germany	778	6.9%
Italy	26	6.3%	Irlande	592	5.3%
Germany	26	6.3%	Canada	573	5.1%
China	21	5.1%	Netherlands	473	4.2%
Canada	20	4.9%	China	448	4.0%
Spain	18	4.4%	Argentine	400	3.6%
Japan	15	3.7%	Suisse	398	3.5%
Belgium	11	2.7%	Spain	366	3.3%

Foreign Direct Investments in Paris Region:

Main Countries by Business Origin and Jobs Created in 2023

(ranked by number of jobs created)



© L'INSTITUT PARIS REGION 2025
Source: Choose Paris Region, data 2023

Top Major Paris Region companies dependent on foreign groups (based on salaried workforce)

Country	Company	Salaried workforce
USA	EURO DISNEY	17,702
Luxembourg	ARCELORMITTAL FRANCE	7,340
Sweden	H&M HENNES & MAURITZ	6,886
Luxembourg	CONFORAMA	6,320
Luxembourg	S F R	5,747
Canada	CLUB MED	5,009
Great Britain	IMPERIAL TOBACCO LA ROMANA	4,807
USA	SYSCO	4,229
USA	IBM	3,276
Netherlands	KNDS FRANCE	3,166
Finland	NOKIA	2,826
Netherlands	TECHNIP ENERGIES FRANCE	2,612
Luxembourg	ARCELORMITTAL	2,602
Qatar	PRINTEMPS	2,483
Great Britain	COURIR FRANCE	2,412

Diane 2025



© Paris2024-Raphael Vriet

Strong Expertise Across Key Sectors

In Services and Industry

Paris Region's diverse economic landscape is home to a wide range of companies, particularly in its most innovative sectors. Renowned globally, the Region is recognized for its deep expertise and specialized knowledge in both services and industry.

As a world leader in financial services, aerospace, and defense, Paris Region is also at the forefront of artificial intelligence, new mobility, space technologies, smart cities, cleantech, and green energy. Additionally, it is celebrated internationally for its cutting-edge research in healthcare and life sciences, as well as in information technology, digital transformation, creative industries, logistics, agri-food, cosmetics, and many other sectors.



Aerospace and Defense

Airbus Group, Dassault Aviation, Safran, Arianespace, European Space Agency, ALE France - Alcatel-Lucent Enterprise




Automotive, Logistics, Mobility, Transportation

Renault Group, Stellantis, Continental, Faurecia, Valeo, ...
Air France-KLM, DHL, FedEx, GEFCO, Geodis, Groupe ADP, La Poste, Haropa Port, RATP, SNCF, Sogaris, Systra, Transdev...



Commerce / Retail

Amazon, Bon Marché Rive Gauche, Carrefour, FNAC, Galeries Lafayette, H&M, Ikea, Marionnaud, Metro, Printemps, Uniqlo, Zara...



Food Industry / FoodTech

Danone, Finatis, Kraft Foods, Nestlé, Pernod Ricard, Agrana Fruit France, Coca-Cola, Grands Moulins de Paris, William Saurin...
Innovorder, Anycommerce, Rungis International Market...



Business Services

Accenture, CapGemini, EY, Gide Loyrette Nouel, KPMG...



Healthcare and Life Sciences

AstraZeneca, Bristol-Myers Squibb, GlaxoSmithKline, Guerbet, Johnson and Johnson, Lilly, Merck, Novartis, Pfizer, Roche, Sanofi, ...



Fashion, Design, Luxury Goods

Cartier, Chanel, Hermes, Christian Louboutin, Kering (Gucci, Saint Laurent, Bottega Veneta, Balenciaga, ...), LVMH Moët Hennessy Louis Vuitton...



IT and Digital Economy

Apple, Altice France, Atos, Cisco Systems, Dassault Systèmes, Free, Fujitsu, Google, Horiba, Huawei, IBM, Meta, Microsoft, Motorola, Nokia, Oracle, Orange, Philips, Safran, SAP, Siemens, Sony, Thales, Vivendi, ZTE...



Cleantech, Energy, Smart Building

Air Liquide, EDF, ENGIE, Orano, Schneider Electric, Enedis, RTE...
Siemens, Suez Eau France, TotalEnergies, Électricité et Gaz France, Veolia...
Bouygues Energies & Services, Eiffage, GA Smart Building, Vinci...



Financial Services, Insurance


Bank of America, Barclays, BNP Paribas, BPCE Group, CIC, Citybank, Crédit Agricole, European Bank Authority (EBA), Euronext Paris, Goldman Sachs, JP Morgan, HSBC Asset Management, La Banque Postale, Morgan Stanley, SG, Axa, Allianz, CNP Assurances, Generali...



M.I.C.E.*

Comexposium, RX France, VParis...
Disneyland Paris...

*Meetings, Incentives, Conventions, Exhibitions



Tourism, Hotels, Catering

Accor, Club Med, Elior Group, Louvre Hotels Group, Lucien Barrière Group, Marriott International, Pierre & Vacances-Center Parcs Group, Sodexo ...

Paris Region, Cradle of Industry

Paris Region boasts a diverse industrial landscape, featuring advanced sectors such as automotive, aeronautics, printing, electronics, pharmaceuticals, and food processing. These industries significantly influence the Region's environment, with key areas including the Seine Valley (automotive), La Défense (business), Saclay (science), La Plaine-Saint-Denis (film production), as well as the Rungis International Market and the Port of Gennevilliers, both central to logistics.

Paris Region, a Driving Force in Innovation

Recognized both in Europe and globally, Paris Region is a dynamic innovation hub. Its diverse economy thrives with cutting-edge tech clusters and research centers, fostering exciting opportunities for cross-sector collaborations.

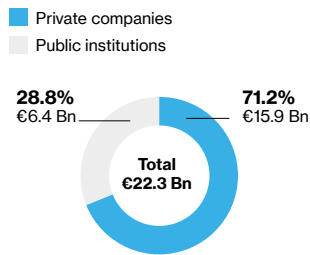
The Region's strong track record of successful patent applications from top French institutions solidifies its position as one of the world's most innovative areas. These groundbreaking innovations span a wide range of sectors, including energy, software, environmental science, agriculture, AI, pharmaceuticals, biotechnology, and beyond.



© EPA Paris-Saclay _ Altlicic

#1 R&D Region in Europe (2022)

The highest amount of R&D expenditure in Europe



6.3% of EU27 and 37.9% of French R&D expenditure
2.83% of Paris Region's GDP

Ministry of Education, Higher Education and Research 12/2024, Eurostat 2024, data 2022

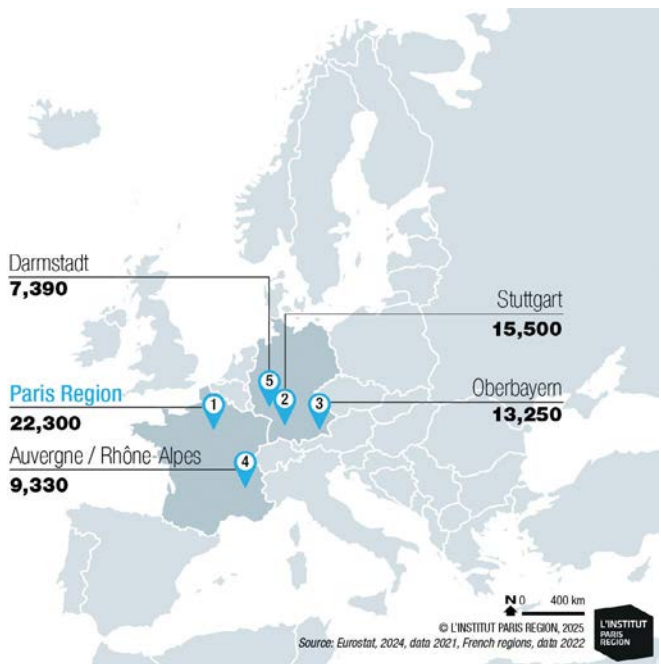
40.8% of R&D expenses made by private companies in France
32.2% of R&D expenses made by public institutions in France

Ministry of Education, Higher Education and Research 12/2024, data 2022

In Paris Region, 70% of R&D spending is carried out by companies.

Ministry of Education, Higher Education and Research 12/2024, data 2022

#1 in Europe for R&D Expenditure (millions of euros in 2021-2022)



At the Forefront of Innovation

Paris:

- #12 largest science and technology cluster, in the world
- #1 in Europe

Global Innovation Index, Cornell University, INSEAD, WIPO, 2024

Patents and Publications

4,776 patents filed, 45% of the patents filed in France

INPI 2024, data 2023

Paris:

- #4 most innovative city in Europe
- #14 in the world,
 - Innovation: 10th
 - Talent Concentration: 22nd

JLL, Innovation Geographies, 2024

Paris Region, European leader, with 10.8% of all European patent applications in EU27.

6,911 European patent applications in Paris Region

From 33,000 to over 43,000 scientific publications in Paris Region between 2010 and 2021: an increase of over 30%.

- 40% of the national publications
- Specialization in mathematics, physics, human and social sciences, sciences of the universe

Hceres, OST, 2024, European Patent Office, data 2023

Major Research Centers

- 21 research organizations in Paris Region, 800 research units
5 out of EU28 20 most innovative research institutions
- #1 CNRS National Center for Scientific Research
 - #7 INSERM National Institute of Health and Medical Research
 - #14 APHP Assistance Publique Hôpitaux de Paris
 - #15 International Agency for Research on Cancer
 - #16 Sorbonne University

DRARI Île-de-France, 06/2024, Scimago EU28 Research Ranking, 2024

CNRS in international rankings

- #3 World research institution
- #1st producer of publications worldwide
- #1 in Arts and Humanities, Mathematics,
- #2 in Economics and Finance, Social Sciences,
- #3 in Computer Sciences Chemistry, Physics and Astronomy..
- #7 in the Nature Index
- #7 largest patent filer in France
- 1,100 Research labs in France
- 80 labs outside France all around the world

Scimago Institutions Ranking, Nature Index, CNRS, INPI 2024, data 2023

Various Multidisciplinary Technological Hubs

8 regional competitiveness clusters and many other thematic networks / clusters

4,734 members including:

- 3,811 companies
- 522 labs and teaching institutions

Leveraging its robust industry clusters, extensive company networks, and vibrant marketplace, Paris Region offers abundant opportunities for businesses at every stage of development.

From artificial intelligence to biotechnology, deep tech, cleantech, Greentech, IT, telecommunications, AR/VR, 3D animation, aerospace, and agritech, businesses can plug into a fast-growing ecosystem in no time.

3,789 projects

€12.6 Bn
of total funding



	ASTech	Cap Digital	Cosmetic Valley	Finance Innovation	Medicen	NextMove	Polymeris	Systematic
Fields	Aeronautics, space and defence	Digital and ecological transformation	Perfumery and Cosmetics	Financial services	High-tech healthcare and new therapies	Automotive and mobility industry	Rubber, plastics and composites industry	European innovation and technology cluster in digital and Deep Tech
Total Members	341	640+	626	600	450	548	629	900
Major groups	110	57	46	180	42	81	29	140
Mid-cap SME's, startups	157	510+	544	400	370	309	286	550
Labs/teaching institutions	41	54	36	20	35	100	76	160
Investors, and Local Partners	-	19			12	41		50
Total projects funded since the cluster was founded	126	948	600	28	552	358	381	796
Total funding	592.5 M€	€2 Bn +	€750 M	€1 Bn	€2.60 Bn	€1.98 Bn	€1.13 Mds	€3.6 Bn

ASTech, Cap Digital, Cosmetic Valley, Finance Innovation, Medicen, NextMove, Polymeris, Systematic (data 01/2025)

Many Other Thematic Networks / Clusters in Paris Region

- Capital Games: Video Games
- Campus Cyber: Cybersecurity
- Descartes Développement & Innovation: Smart and Sustainable City
- EMS Paris IDF Cluster "Paris Region Water, Soil and Environment Cluster": Water Treatment, Environment and Urban Soils
- Genopole: Biotech applied to Health, Energy, Environment, Food
- Grand Paris Sport: Health, Sportech
- Matériaupôle: Material design, process, and recycling
- Paris Saclay: Health, AI, Energy, Agrifoodtech, Aerospace, Security and Defence, Mobility, Manufacturing
- Paris Saclay Cancer Cluster: Innovation and technologies for cancer treatment
- PariSanté Campus: Digital Health
- Silver Valley: Innovations and technologies for ageing
- Cluster Logistique Urbaine "Urban Logistics Cluster Paris Region"
- Vitagora: Agritech and foodtech
- VR Connection Group: AR/VR

A Premier Destination for Events

Paris Region stands out as a top destination for both leisure and business tourism.

In 2023, around **650** business events took place in the Region, drawing attendees with its advanced hotel and catering facilities, along with state-of-the-art venues.

With around **700,000 m²** of event space, it offers Europe's largest and most diverse selection of facilities for business events.



© Vivatech

A Real Know-How in Hosting Major Trade Shows

CCI Paris Île-de-France, data 2023

The #1 offer of exhibition space in the world

700,000 m²

22

exhibition and conference venues

364

trade shows

648

Congresses

€4.9 Bn

in economic benefits

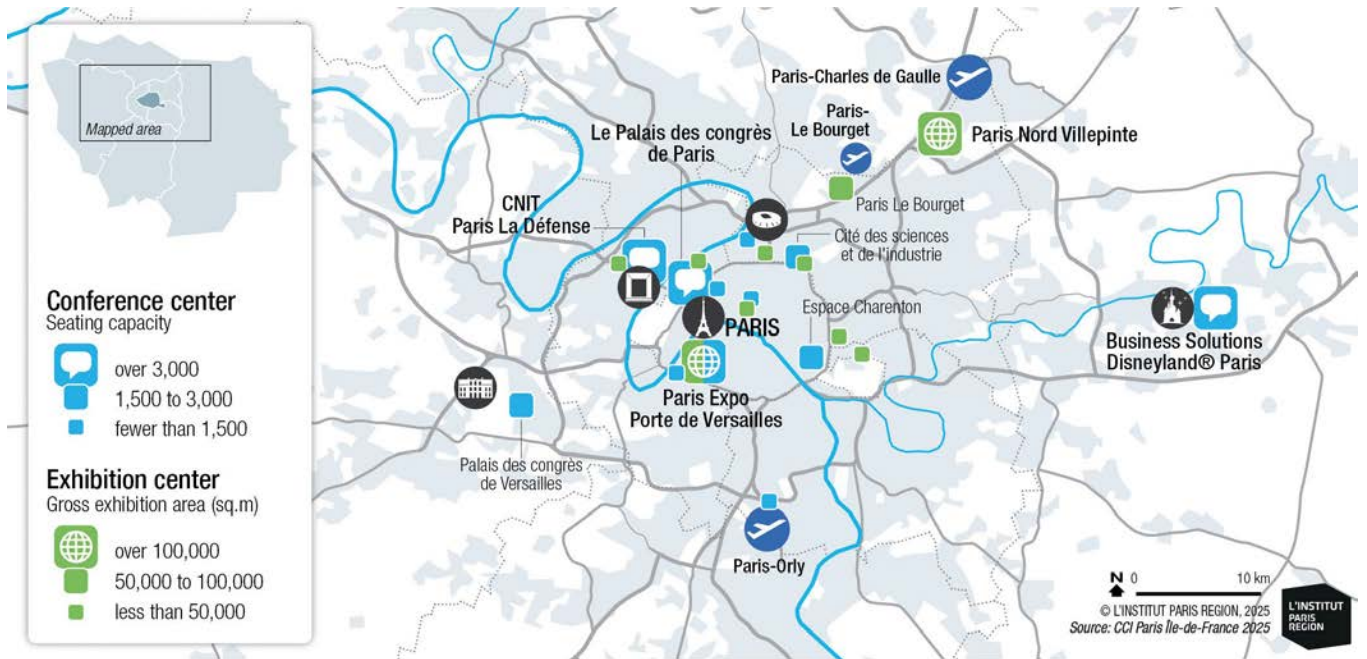
- **5.6 million** visitors, including **327,400** international visitors (**5.8%**)
- **88,785** exhibiting companies, including **23,202** foreign companies (**26.1%**)
- **€16.5 Bn** turnover by exhibiting companies at trade shows

Top 10 Professional and Public Trade Shows Held in Paris Region in 2023

Trade Show Name	Business sector	Rank
Salon International de l'Agriculture / Paris International Agricultural Show	Agriculture, horticulture, livestock farming, floristry, fishing and related equipment	1
Foire internationale de Paris / Paris International Fair	Multi-sector tradeshow and trade fairs	2
Mondial de l'Automobile / Paris Motor Show	Transport, logistics, traffic and related equipment	3
Japan Expo / Japan Show	Tourism, sports and leisure activities	3
SIAE Salon International de l'Aéronautique et de l'Espace / International Paris Air Show	Defence, civil and military security	4
Paris Game Week	Tourism, sports and leisure activities	5
Maison&Objet	Home decor, interior design, architecture and lifestyle culture	6
Rétromobile	Antiques, collections, flea markets	7
Viva Technology / Startup and Tech Event	Industry, research, science and technology, subcontracting	8
MIF Expo	Fairs and multi sector exhibitions	9
Salon des véhicules de loisirs	Tourism, sports and leisure	10

CCI Paris Île-de-France

Conference and Exhibition Centers in Paris Region (2025)



The Ultimate Event Venue

The Paris Convention Center provides a modular exhibition hall, meeting rooms, conference spaces, an event hall, and both fixed and mobile catering options – everything you need to ensure the success of your event.

Spanning **70,163 m²**, Europe's largest fully modular conference center can host:

- A **5,200-seat** plenary session
- A total of **14,000** conference seats

The center features **4** interconnected levels, all accessible via an atrium that offers stunning views of the venue and Paris.

Viparis, 2024

Congresses per Year in Paris Region

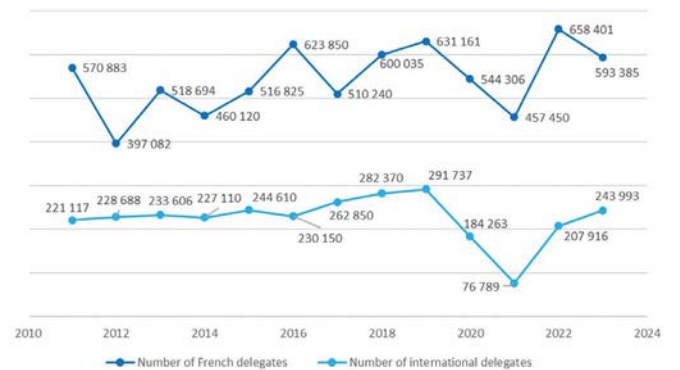
OTCP, data 2023

- **648** in-person congresses,
- **837,378** delegates, including **243,993** international delegates
- **€1.6 Bn** in economic impact

Destination Performance Index by Number of International Meetings Organized in 2023			
Rank	Cities	Country	Number of Meetings
1	Paris	France	156
2	Singapore	Singapore	152
3	Lisbon	Portugal	151
4	Vienna	Austria	141
5	Barcelona	Spain	139
6	Prague	Czech Republic	134
7	Rome	Italy	119
8	Madrid	Spain	109
9	Dublin	Ireland	104
10	Seoul	South Korea	103
11	London	UK	99
12	Berlin	Germany	97

ICCA 2024, data 2023

Number of French and International Delegates Attending Congresses



Paris Je t'aime – Convention Bureau

Paris Region, at the Heart of World Trade

(2023)

€207.0 Bn
28.7% of France's imports

€145.9 Bn
24.4% of France's exports

The **Top 3** most exported products reveal the specialization of Paris Region industry:

- Aeronautics,
- Automotive,
- Leather, luggage, and footwear

and the Region's weight in the luxury goods sector:

- Perfumes, cosmetics and jewelry

Main Imported Products

- Automotive manufacturing products: **€31.5 Bn, 15.2%**
- Natural Hydrocarbons: **€21.2 Bn, 10.2%**
- Clothes: **€15.9 Bn, 7.4%**

Main Exported Products

- Space and aeronautics manufacturing products: **€16.1 Bn, 11.0%**
- Automotive manufacturing products: **€14.9 Bn, 10.2%**
- Leather, Luggage, shoes: **€13.1 Bn, 9%**

French Customs, 2023



© Yposkesi

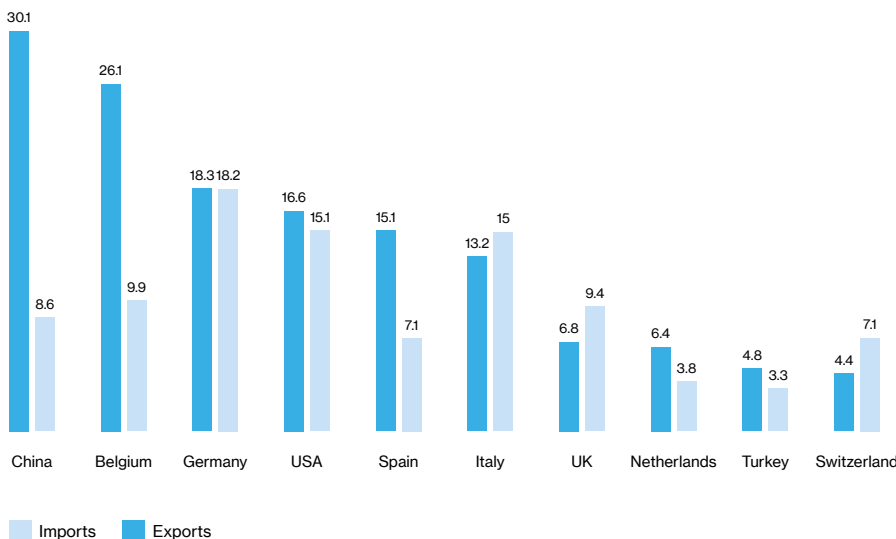
31,800
exporting companies

Europe is Paris Region's main trading partner with **61.9%** of exports and **58.1%** of imports.

The Asia-Oceania zone remains the region's **2nd** largest supplier with **25.4%** of trade and, for the **3rd** year running, the **2nd** largest customer of the Paris Region with **17.0%** of exports.

The **3rd** region in the world with which Paris Region has significant trade relations is the Americas, with **19.6 billion euros** of exports and **21.2 billion euros** of imports.

Paris Regions's Leading Business Partners (2023) (in €Bn)



The **top 10** countries supplying goods purchased by Paris Region account for a total of **68.5%** of imports: China, the United States and the neighboring European countries: Germany, the United Kingdom, Italy, Spain, Belgium, Switzerland, and the Netherlands.

The main supplier countries are also the most important customer countries: USA, Germany, Spain, UK, Italy, Belgium, Switzerland, and China.

French Customs, 2023