



Welcome to Paris Region: A Hub of Inspiration, Innovation, Sustainability, & Opportunity

Discover a Vibrant and Evolving Region

Paris Region, a dynamic center of culture, intellect, and innovation, is not only France's economic engine—generating 30% of the national GDP and hosting 23% of the country's workforce—but also a leader in research and development, accounting for 38% of France's R&D spending. This vibrant Region welcomes investors, tourists, and individuals looking to settle within the Schengen area.

Unwind and Thrive in a Green and Sustainable Region

Attracting 47.6 million visitors annually, Paris Region is a hub of culture, gastronomy, history, and sustainable living. It prioritizes biodiversity and aims to reduce carbon emissions, creating a green and eco-conscious environment. The Region's young and growing population is drawn not only to its economic opportunities but also to its outstanding quality of life.

Join Europe's Largest and Most Diverse Talent Pool

Paris Region offers businesses access to an exceptional talent pool, with 6.7 million jobs available, Europe's largest concentration of students, and an array of highly skilled professionals, including world-class engineers, researchers, and scientists, all ready to fuel business growth and innovation.

Grow in Europe's Leading Business and Innovation Hub

Home to Europe's largest GDP, Paris Region is home to a thriving ecosystem of global corporations, SMEs, and cutting-edge startups. It is recognized as a center of excellence across diverse sectors, from services to industry, fostering collaboration between Fortune Global 500 companies, research institutions, and competitive clusters.

Leverage World-Class Infrastructure

As the host of the 2024 Summer Olympics, Paris Region underwent significant infrastructure upgrades. With its diverse districts and competitive costs, the Region offers ideal spaces for offices, industries, logistics, and research. Paris Region benefits from exceptional connectivity, with three international airports, high-speed rail, an expanding metro system, and advanced broadband, ensuring seamless access to Europe and beyond. Additionally, the Region offers competitive telecom and energy costs, making it an attractive choice for businesses.

Paris Region, a Dynamic and Fast-growing Region

A Thriving Business and Research Ecosystem
Expertise in Services and Industry

- Home to **18%** of France's population
- Generates **30%** of national GDP
- Contributes **5%** of the EU GDP
- Accounts for **23%** of all jobs in France
- Employs **34%** of France's executives
- Educates **27%** of all students in France
- Represents **38%** of national R&D spending
- Houses **39%** of the R&D workforce and **29%** of scientists and engineers in France

A vast consumer marketplace
A top hub for upcoming talents
Competitive real estate and logistics options
World-class transport and digital infrastructure
An exceptional quality of life



© Adobe Stock

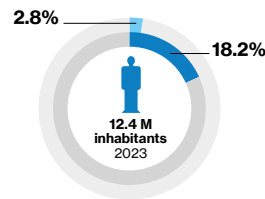
Paris Region in the European Union

as of 01.01.2025

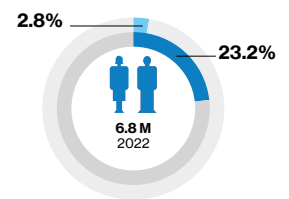


Paris Region vs. France & Europe

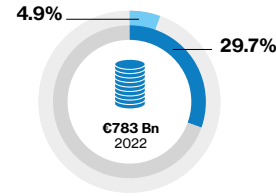
Population



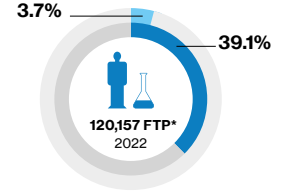
Jobs



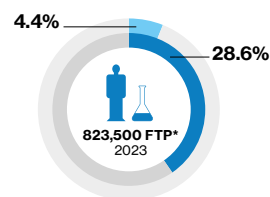
GDP



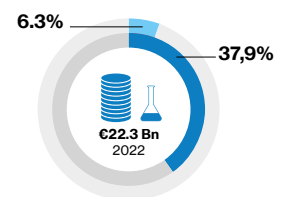
R&D workforce



Scientists and Engineers



R&D expenditure




■ Paris Region / UE ■ Paris Region / France

* Full Time Equivalent
Insee, Eurostat, Ministry of Education, Higher Education and Research

Paris Region is part of:
 - The European Union
 - The Schengen area
 - The Eurozone

Paris Region in Figures



810,000
students



12,000 km²
surface area



12.4 million
inhabitants

1,025
inhabitants
per km²



6.8 million jobs
(salaried and
non-salaried)



103 million
passengers
in Air Traffic



823,500
Scientists and
Engineers

€22.3 Bn
R&D expenditure



1,204,300
companies

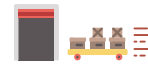
1,337,000
sites (all activities)

296,000
companies
created

9,300
startups



55.5 million m²
Office space



€207 Bn
Import



€146 Bn
Export



10 main stations
including

7
high-speed
train stations



47.6 million
tourists,
incl.
21.8 million
international
tourists

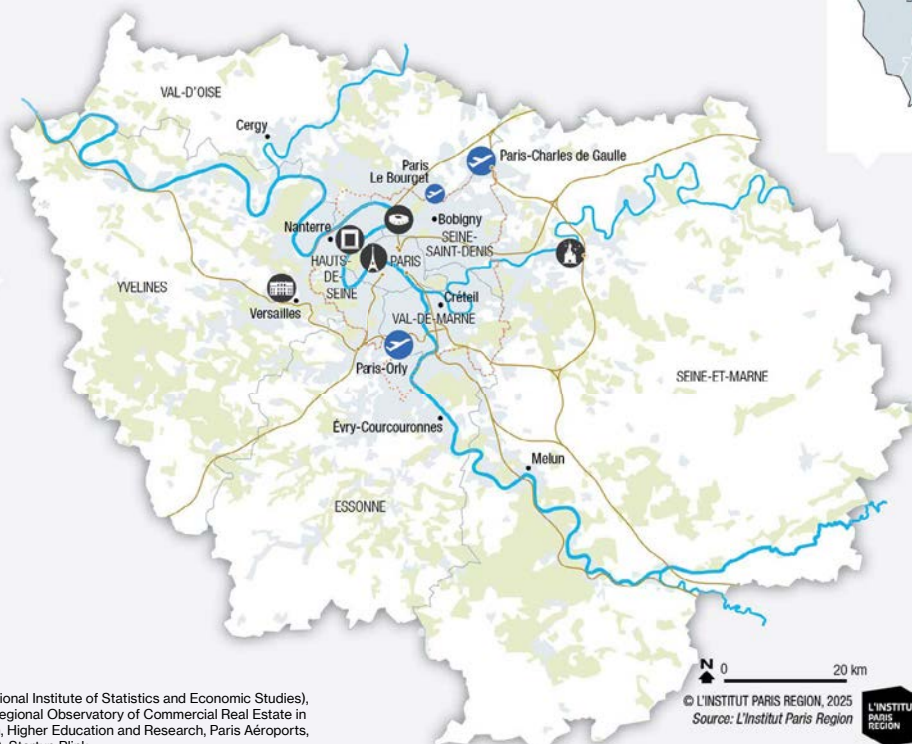


GDP **€783 Bn**

GDP **€63,256**
per capita

GDP **€114,476**
per job

- Eiffel Tower
- Château de Versailles
- La Défense
- Stade de France
- Disneyland Paris
- Prefecture
- Greater Paris Metropolis
- County border
- International airport
- High-speed rail network
- High-speed train station (TGV)
- Built-up area
- Wooded area
- Other areas
- The Seine and its tributaries



CRT Paris Île-de-France, Insee (National Institute of Statistics and Economic Studies), Eurostat, French Customs, ORIE (Regional Observatory of Commercial Real Estate in Paris Region), Ministry of Education, Higher Education and Research, Paris Aéroports, SNCF (National Railways of France), Startup Blink.
Data: latest year available.

© L'INSTITUT PARIS REGION, 2025
Source: L'Institut Paris Region



Paris Region's Position in International Rankings

Regions around the world are in intense competition to attract businesses, talent, and tourists. Recent international studies place Paris Region among the world's leading regions in terms of human capital and talent, economic activity, attractiveness, foreign investment, cost of living and quality of life, cultural experience, information exchange, R&D innovation, tourism, and more. Everything is being done in the Region to meet the challenges of international competition.



© Paris 2024 Jeanne Fauvel

Global Attractiveness

Global Cities Index on economic performances

Paris maintained its third-place global ranking, boosted by strong growth in business activity, capital markets, and air freight. The city also led in human capital, with top rankings in tertiary degree holders and ease of entry.

	2022	2023	2024
New York	1	1	1
London	2	2	2
Paris	3	3	3
Tokyo	4	4	4
Singapore	9	7	5
Beijing	5	5	6
Los Angeles	6	8	7
Shanghai	16	13	8
Hong Kong	10	10	9
Chicago	7	11	10

A.T. Kearney

Global Cities Outlook on the potential of a city to attract and retain global capital, people, and ideas in coming years.

Paris holds an extremely high global ranking in Cultural experiences, but other cities have improved, narrowing the gap.

	2022	2023	2024
San Francisco	13	1	1
Munich	4	9	2
Copenhagen	8	2	3
Luxembourg	3	4	4
Seoul	36	14	5
Stockholm	5	8	6
Paris	2	5	7
Dublin	7	6	8
Helsinki	17	7	9
Dusseldorf	18	25	10

A.T. Kearney

Global Power City Index

World's most attractive cities according to their ability to attract people, capital, and enterprises from around the world.

Paris, **1st** in Livability, **2nd** in Cultural Interactions, **3rd** in Accessibility.

	2022	2023	2024
London	1	1	1
New York	2	2	2
Tokyo	3	3	3
Paris	4	4	4
Singapore	5	5	5
Seoul	7	7	6
Amsterdam	6	6	7
Dubai	11	8	8
Berlin	8	10	9
Madrid	12	14	10

Mori Memorial's Foundation's Institute for Urban Strategies

Global Cities Index 2024

Paris is **#10** in the ranking that identifies cities combining economic dynamism, excellent universities, forward-thinking environmental policies and excellent transport infrastructure.

	2021	2022	2023
San Francisco	3	1	1
London	1	3	2
San Jose (USA)	12	7	3
Hong Kong	9	9	4
Boston	2	2	5
Seattle	17	12	6
New York	4	4	7
Melbourne	5	5	8
Singapore	8	8	9
Paris	7	10	10

Schroders, Data year

Foreign Direct Investments

Global Cities Investment Monitor 2024

Paris Region, #4 most attractive global cities for International Investments, behind Dubai, Singapore and Greater London, and the most attractive metropolises in the European Union. Thanks to its strengths in innovation, economic diversification, quality of life, Paris Region has the potential to attract more FDIs and spearhead a new European attractiveness. The profile of Paris Region stands out as a balanced, innovation-friendly hub.

- **#2** for foreign direct investments on production & logistics activities
- **#4** on sales & marketing and business services
- **54%** of projects in 2023 issued by European companies
- **Paris Region, 6th** leading metropolis worldwide for AI, the most attractive metropolis in the European Union in this field. (2018-2023).

Global Cities Investment Monitor, Paris Ile-de-France Capitale Economique, Opinion Way, 2024

fDi European Regions of the Future 2024

#1

Paris Region, European Region of the Future

fDi Intelligence 2024

Paris Region's Strengths:

- **#1** in Economic Potential
- **#1** in Human Capital and Lifestyle
- **#1** in Foreign Direct Investment Strategy

Paris Region has reaffirmed its status as Europe's most attractive region and top destination for international direct investment. Recognized for having the best "foreign direct investment strategy," it has also claimed the top spot for the second consecutive year in the Large European Regions of the Future 2024 ranking, published by fDi Intelligence, the foreign investment arm of the Financial Times. fDi Intelligence evaluates the appeal of regions for foreign direct investment (FDI).

Cost and Quality of Life

Paris Region is More Affordable Than Greater London and Less Expensive Than Many Global and European

Cost of Living Survey 2024

Paris, ranked #29 (#33 in 2021, #35 in 2022), is more affordable than these global cities:

- #1 Hong-Kong
- #2 Singapore
- #3 Zurich
- #4 Geneva
- #5 Basel
- #6 Bern
- #7 New York City
- #8 London
- #9 Nassau
- #10 Los Angeles
- #11 Copenhagen
- #13 San Francisco
- #15 Dubaï
- #24 Vienna

Mercer 2024 (Selection of cities)

Quality of living, Mercer

Paris, ranked #34, offers a better quality of life than these global cities:

- #36 San Francisco
- #40 Brussels and London
- Central
- #42 Milan
- #43 Dublin
- #44 Los Angeles
- #45 New York
- #47 Madrid

Mercer 2024 (Selection of cities)

Cost of Living, Numbeo

Zurich, Lausanne, Geneva, New York, Basel, Bern, San Francisco, Honolulu, Reykjavik and Boston are the most expensive cities in the world

- Paris (#35) is less expensive than the above cities and many other global cities, and in Europe than London (#14), Oslo (#20), Bergen (#25), Copenhagen (#28)

Numbeo, 01/2025

Real Estate

Emerging Trends in Real Estate, Europe

Paris, #3 for overall real estate prospects in 2024

Paris remains a solid market, and continues to benefit from the effects of Olympic Games-related investments and new infrastructure currently being planned.

Emerging Trends in Real Estate, Europe

	2023 (data 2022)	2024 (data 2023)	2025 (data 2024)
1	London	London	London
2	Paris	Paris	Madrid
3	Berlin	Madrid	Paris
4	Madrid	Berlin	Berlin
5	Munich	Amsterdam	Munich
6	Amsterdam	Milan	Amsterdam
7	Frankfurt	Munich	Milan
8	Hamburg	Lisbon	Frankfurt
9	Barcelona	Frankfurt	Hamburg
10	Milan	Barcelona	Lisbon

PWC, Urban Land Institute, 2025

Talents

Global Ranking of Academic Subjects – Mathematics, 2024

- 2 of the Top 6 best universities in the World in Mathematics
- #2 Paris Saclay University
- #6 Université Paris Cité

GRAS, Shanghai Ranking Consultancy, 2024

Financial Times Education Rankings 2024

INSEAD

Best European Business School

2nd Best global MBA in the world

HEC Paris

#2 Best European Business School

#2 Best Master in Management

Tourism and Meetings

Top 100 City Destinations 2024, Euromonitor International

Paris, the world's top tourist destination for the fourth consecutive year

- #2 Madrid
- #3 Tokyo
- #4 Rome
- #5 Milan
- #6 New York
- #7 Amsterdam
- #8 Sydney
- #9 Singapore
- #10 Barcelona

Euromonitor International, 12/2024

International Meetings organized in the World in 2023, ICCA

- #1 Paris (156)
- #2 Singapore (152)
- #3 Lisbon (151)
- #4 Vienna (141)
- #5 Barcelona (139)
- #6 Prague (134)
- #7 Rome (119)
- #8 Madrid (109)
- #9 Dublin (104)
- #10 Seoul (103)

ICCA, International Congress and Convention Association, 2024 data 2023

R&D, Tech and Innovation

Global Innovation Index 2024

Paris, the world's #12 largest science and technology cluster #1 in Europe

WIPO (World Intellectual Property Organization), 2024

Innovation Geographies 2024

- Paris:
- #14 innovative city in the world
 - Innovation: 10th
 - Talent Concentration: 22nd

Paris is distinguished by its:

- Significant number of international projects
- Robust startup ecosystem
- Above-average R&D expenditure relative to GDP
- High volume of international patents filed
- Active patenting, especially in the private sector
- Centers of excellence in fields such as transportation equipment, pharmaceuticals, and biotechnology

JLL, 2020 /2024

Innovation Cities Top 100 Index 2022-2023

Paris, highest ranked EU27 startup ecosystem and the world's #4 best city for innovation (+6), behind Tokyo, London and New York

2thinknow, 2022-2023

Startup Blink 2024

Paris joined the world's top 10 startups ecosystems at 10th rank, #2 in Europe, top EU city with 2 overperforming industries: Commerce & Retail and Fintech, each ranking 7th globally.

StartupBlink, 2024

Tech Cities 2023

Paris, Europe's #2 tech city and #9 in the world

- #1 San Francisco
- #2 New York
- #3 Silicon Valley
- #4 Beijing
- #5 London
- #6 Los Angeles
- #7 Shanghai
- #8 Boston
- #9 Paris
- #10 Tokyo

Criteria: business & tech environment, city buzz & wellness, talent pool, strength in different tech sub sectors

Savills

Paris Region: A Global and Cosmopolitan Region

Paris Region is home to over 12 million residents, including a vibrant mix of French and international speakers, who communicate in various languages. Every day, students, entrepreneurs, researchers, and investors are drawn to the Region, eager to benefit of its renowned academic institutions, thriving business opportunities, and exceptional quality of life. What truly sets Paris Region apart, however, is its dynamic, multicultural atmosphere, which makes it a uniquely diverse and captivating destination.



© Adobe Stock

1.9 M
international
residents live
in the Region

15.2% of
the population

Insee, 2024, data 2021

11,765
international
PhD students

Ministry of Education, Open data 2024,
data 2023-2024

6,050
international
researchers

FNAK, data 2023

21.8 M
international
tourists

Choose Paris Region, data 2023

16,560
foreign sites
573,000
Jobs

INSEE 2022, data 2018

**1 out of
6 jobs in
Paris Region
is in a foreign
company
(16.2%)**

INSEE 2022, data 2018

410
foreign
companies
chose Paris
Region in
2022

Choose Paris Region, 2024 data 2023

11,200
jobs created

140,580
international
students,
including
91,150 in
Paris Region
Public
Universities

MESRI - DGESIP-DGRI - SIES 2025,
data 2023-2024
Campus France, 2024, data 2022